

A ceramic
love story.

24/25 BOOK

NovaBell
CERAMICHE

**A ceramic
love story.**

24/25 BOOK

NovaBell
CERAMICHE

A ceramic love story.

Index

Introduction

Indice formati - effetti - tecnologia / Index of sizes - look - product type	04
Indice alfabetico / Alphabetical index	05
Una storia di passione per la ceramica / A ceramic love story	06
Smart Factory: la sostenibilità concreta e misurabile / Smart Factory: tangible, measurable sustainability	08
Qualità e sviluppo sostenibile e circolare / Quality and sustainable and circular development	010
Certificazione sostenibile e di prodotto / Sustainable product certifications	012
Made in Italy: sinonimo di qualità e valori / Made in Italy: genuine quality and values	014
NovaBell Oversize	016
OutWalk 20 MM - 30 MM / In&Out Antislip 9 MM	020
Accessori OutWalk 20 MM / OutWalk 20 MM Accessories	022

Collections

Design look	026
Stone look	054
Decorative look	160
Maiolica look	176
Wood look	182
Concrete / Resin / Metal look	238
Marble look	278
Rustic look	296
3D look	312

Technical info

Guida alla consultazione / Consultation guide	322
Accessori e pezzi speciali 20 MM / Accessories and special trims 20 MM	324
Dati tecnici / Technical features	328
Manutenzione e avvertenze / Maintenance and warning	330
Informazioni importanti sul prodotto / Important product information	331
Informazioni ed avvertenze per il consumatore / Information and advice for the consumer	332
Informazioni di posa / Information schemes	335
Diritti di proprietà intellettuale - industriale / Intellectual - industrial property rights	336


A *ceramic* love story.

A ceramic love story since 1988.

Una storia di passione per la ceramica dal 1988.

Une histoire de passion pour la céramique depuis 1988.

Keramik aus Leidenschaft, ein Unternehmen schreibt Geschichte - seit 1988.



The NovaBell brand is inextricably linked to the Bellei family. Its founder, Silvio Bellei, played a leading role in the Italian ceramic industry from the 1950s onwards, contributing to the development of some of the most important companies in the sector. Today NovaBell stands for excellence in the ceramics industry, a business model committed to continual improvement in the efficiency of production processes and environmental performance, crucial for the manufacture of quality products.

Il marchio NovaBell è indissolubilmente legato alla famiglia Bellei. Il fondatore, Silvio Bellei, è stato fin dagli anni '50 tra i principali protagonisti dell'industria ceramica italiana, partecipando allo sviluppo di alcune tra le più importanti aziende del settore. Oggi NovaBell è un'eccellenza ceramica, un modello di impresa impegnato nel miglioramento continuo dell'efficienza dei processi produttivi e delle performance ambientali, elementi determinanti per ottenere prodotti di qualità.


La famille Bellei est indissolublement liée à la marque NovaBell. Dès les années 50, son fondateur, Silvio Bellei, est déjà l'un des acteurs majeurs de l'industrie céramique italienne, contribuant largement au développement de plusieurs grandes entreprises du secteur. NovaBell est aujourd'hui une excellence céramique, un modèle d'entreprise engagé à optimiser sans cesse l'efficacité de ses procédés de production et de ses performances environnementales, soit des éléments essentiels pour fabriquer des produits de qualité.

Die Marke NovaBell ist untrennbar mit der Familie Bellei verknüpft. Der Gründer Silvio Bellei gehörte bereits in den 50er Jahren zu den Schlüsselfiguren der italienischen Keramikindustrie, da er an der Entwicklung einiger der renommiertesten Branchenunternehmen beteiligt war. NovaBell steht heute für hochwertige Keramik. Das Geschäftsmodell setzt auf eine Verbesserung der Produktionseffizienz und des Umweltprofils, entscheidende Elemente für die Erzielung von Qualitätsprodukten.



A *smart* love story.

Smart Factory: tangible, measurable sustainability.
 Smart Factory: la sostenibilità concreta e misurabile.
 Smart Factory : la durabilité concrète et mesurable.
 Smart Factory: konkrete und messbare nachhaltigkeit.



The environmental factor has become more and more important in **NovaBell's planning and investments**. The expansion of its plant, its **industry 4.0 technologies and its new infrastructures** originate from a genuine rethink of the entire industrial process, which sees **sustainability** as a strategic priority. The company makes an active contribution through a series of real, measurable actions:

- reduction of 500 tons per year in CO2 emissions
- 7% reduction in energy use
- 99.5% of waste reused in the production cycle
- 8.5% less raw material extraction
- digitalisation 4.0 to innovate processes, products and services
- new road network and resilient infrastructures.

La componente ambientale ha assunto un peso sempre più rilevante nella programmazione e negli **investimenti NovaBell**. L'ampliamento dello stabilimento, le **tecnologie 4.0** e le **nuove infrastrutture** nascono da un vero e proprio ripensamento dell'intero processo industriale che vede la **sostenibilità** come una priorità strategica. L'azienda contribuisce attivamente attraverso una serie di azioni concrete e misurabili:


- riduzione pari a 500 tonnellate di CO2 l'anno
- riduzione del 7% dei consumi energetici
- 99,5% degli scarti recuperati nel ciclo produttivo
- 8,5% in meno di estrazione di materie prime
- digitalizzazione 4.0 per innovare processi, prodotti e servizi
- nuova viabilità e infrastrutture resilienti.

La composante environnementale joue un rôle de plus en plus important dans la programmation et les **investissements NovaBell**. L'agrandissement de l'usine, les **technologies 4.0** et les **nouvelles infrastructures** reposent sur la révision complète de tout le procédé industriel qui pose comme priorité stratégique la **durabilité**. L'entreprise s'engage activement par une série d'actions concrètes et mesurables :

- réduction de 500 tonnes de CO2 par an
- réduction de 7 % des consommations énergétiques
- récupération de 99,5 % des déchets dans le cycle de production
- 8,5 % en moins d'extraction de matières premières
- digitalisation 4.0 pour innover procédés, produits et services
- nouvelle gestion de la circulation et infrastructures résilientes.


Durch weitsichtige Planung und **Investitionen** hat sich **NovaBell** ambitionierten Umweltzielen verschrieben. Der Ausbau des Werks, die **4.0-Technologien** und die **neuen Infrastrukturen** sind das Ergebnis einer Neukonzeption der gesamten industriellen Fertigung, bei der **Nachhaltigkeit** strategische Priorität hat. Durch eine Reihe konkreter und messbarer Maßnahmen leistet das Unternehmen einen aktiven Beitrag zum Umweltschutz:

- 500 Tonnen CO2- Reduzierung pro Jahr
- Verringerung des Energieverbrauchs um 7 %
- 99,5 % der Abfälle aus dem Fertigungsprozess werden wiederverwendet
- 8,5 % weniger Rohstoffabbau
- Digitalisierung 4.0 im Hinblick auf innovative Prozesse, Produkte und Dienstleistungen
- Neues Straßen- und Wegenetz sowie resiliente Infrastrukturen.



A *sustainable* love story.

Quality and sustainable and circular development.
Qualità e sviluppo sostenibile e circolare.
Qualité et développement durable et circulaire.
Qualität und Nachhaltigkeit.



The entire NovaBell production cycle is grounded in a sustainability policy that **prioritises recovery and recycling, and reduction of raw material use.**

Through latest-generation plants, the company has slashed its atmospheric emissions and noise levels and reuses al-most all wastewater and fired and unfired scrap, returned to the production cycle to conserve natural resources. NovaBell constantly analyses its operating performance, systemic control which not only ensures early identification of potential inefficiencies or anomalies but also enables it to optimise processes, reduce waste and improve the overall sustainability of its operations.

Tout le cycle de production NovaBell repose sur une politique de durabilité qui **encourage la récupération, le recyclage et la réduction des matières premières.**

À l'aide de son équipement de dernière génération, l'entreprise a diminué de manière drastique les émissions dans l'atmosphère et les niveaux sonores, réutilise pratiquement la totalité des eaux usées ainsi que les déchets crus et cuits qui sont réinjectés dans le cycle de production, de sorte à promouvoir la conservation des ressources naturelles. NovaBell analyse en continu ses performances. Il s'agit d'un contrôle systémique qui, non seulement permet d'identifier rapidement les inefficacités ou anomalies potentielles, mais donne aussi la possibilité d'optimiser les procédés, de réduire le gaspillage et d'améliorer la durabilité générale des opérations.

L'intero ciclo produttivo NovaBell nasce da una politica di sostenibilità che **promuove il recupero, il riciclo e la riduzione delle materie prime.**

Attraverso impianti di ultima generazione l'azienda ha ridotto drasticamente le emissioni in atmosfera e i livelli di rumore, riutilizza la quasi totalità delle acque reflue e gli scarti crudi e cotti che vengono reimmessi nel ciclo produttivo, promuovendo così la conservazione delle risorse naturali. NovaBell analizza costantemente le prestazioni operative, un controllo sistemico che, non solo consente di identificare tempestivamente potenziali inefficienze o anomalie, ma offre la possibilità di ottimizzare i processi, ridurre gli sprechi e migliorare la sostenibilità complessiva delle operazioni.

Der gesamte Produktionszyklus von NovaBell beruht auf einem Nachhaltigkeitsansatz, der auf die **Rückgewinnung, das Recycling und die Reduzierung von Rohstoffen** abzielt.

Mit Hilfe hochmoderner Anlagen senkte das Unternehmen drastisch die Emissionen in die Atmosphäre und die Lärmbelastungen. Abwässer und ungebrannte wie gebrannte Produktionsabfälle werden wiederverwendet bzw. in den Produktionszyklus zurückgeführt, was zum Erhalt der natürlichen Ressourcen beiträgt. Mittels einer kontinuierlichen Kennzahlenanalyse überwacht NovaBell das gesamte Betriebssystem, was nicht nur die frühzeitige Erkennung von potenziellen Effizienzmängeln oder Anomalien ermöglicht, sondern auch die Optimierung von Prozessen, die Reduzierung von Verschwendung und die Verbesserung der Nachhaltigkeit aller Betriebsabläufe.

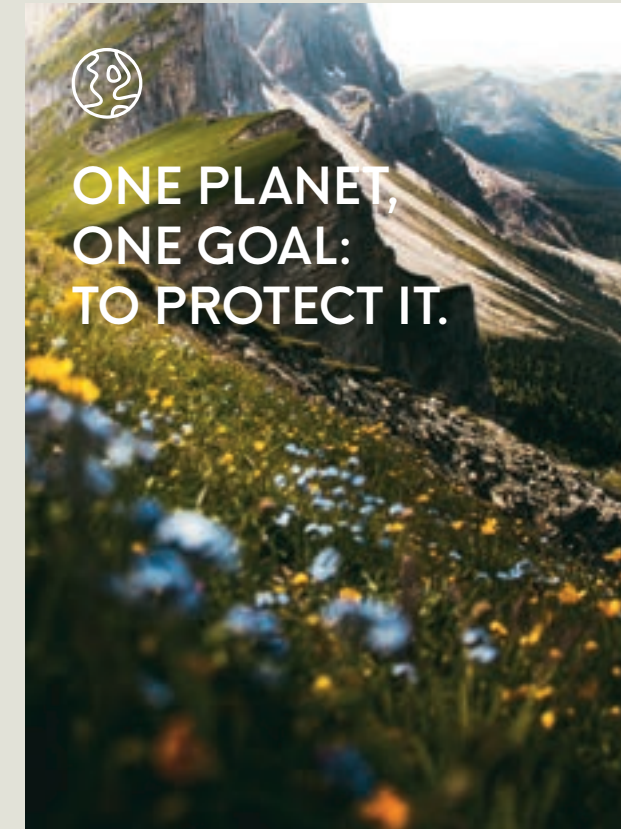



Photo by: Daniela Iozzenko - Pat Whelan - Alex Bertha - Casey Horner - Unsplash

A certified love story.



Certifications issued by independent accredited bodies confirm that NovaBell's products and processes meet strict quality standards, with reliability and transparency guaranteed.

Les certifications, délivrées par des organismes qualifiés et indépendants, attestent que les produits et les procédés NovaBell remplissent les rigoureux critères de qualité et constituent une garantie de fiabilité et de transparence.

LEED® CERTIFICATION COMPLIANT

NovaBell products' sustainability and high recycled material content, certified by third-party organisation Bureau Veritas, qualify them for credits under the LEED® (Leadership in Energy and Environmental Design) system, which sets precise criteria for the design and construction of healthy, energy-efficient buildings with low environmental impact.

La durabilité des produits NovaBell et la haute teneur en matériau recyclé, certifié par l'organisme tiers Bureau Veritas, contribuent à l'acquisition des points de crédit LEED® (Leadership in Energy and Environmental Design), dont les paramètres établissent des critères précis pour la conception et la construction de bâtiments sains, énergétiquement performants et à faible impact environnemental.

GBCI

NovaBell is a member of the Green Building Council Italia, a member of World GBC, the world's largest international sustainable building organisation. GBC Italia is a non-profit organisation that aims to transform the construction market by promoting the LEED® certification system.

NovaBell est membre du Green Building Council Italia (GBC Italia) qui fait partie du World GBC, la plus grande organisation mondiale pour le bâtiment durable. GBC Italia est une association à but non lucratif engagée dans la transformation du marché du bâtiment à travers la promotion du système de certification LEED®.

CE

The CE mark certifies that NovaBell products comply with EU requirements with regard to safety, health and the environment.

Le marquage CE certifie que les produits NovaBell sont conformes aux exigences de l'UE en matière de sécurité, de santé et de protection de l'environnement.

Le certificazioni, rilasciate da enti qualificati e indipendenti, attestano che i prodotti e i processi NovaBell soddisfano rigorosi standard di qualità e costituiscono una garanzia di affidabilità e trasparenza.

Die von qualifizierten und unabhängigen Stellen ausgestellten Zertifizierungen bescheinigen, dass die Produkte und Prozesse von NovaBell strenge Qualitätsstandards erfüllen, und bürgen für Zuverlässigkeit und Transparenz.

La sostenibilità dei prodotti NovaBell e l'elevato contenuto di materiale riciclato, certificato dall'ente terzo Bureau Veritas, contribuiscono all'ottenimento dei punteggi LEED® (Leadership in Energy and Environmental Design), i cui parametri stabiliscono precisi criteri di progettazione e realizzazione di edifici salubri, energeticamente efficienti e a impatto ambientale contenuto.

Die Nachhaltigkeit der NovaBell-Produkte und der vom unabhängigen Bureau Veritas zertifizierte hohe Anteil an recyceltem Material tragen zum Erhalt von Punkten nach dem Ratingsystem LEED® (Leadership in Energy and Environmental Design) bei, das präzise Kriterien für die Planung und Umsetzung gesunder, energieeffizienter und umweltfreundlicher Gebäude festlegt.

NovaBell è membro del Green Building Council Italia che fa parte del World GBC, la più grande organizzazione internazionale al mondo per l'edilizia sostenibile. GBC Italia è un'associazione senza scopo di lucro, impegnata nella trasformazione del mercato delle costruzioni attraverso la promozione del sistema di certificazione LEED®.

NovaBell ist Mitglied des Green Building Council Italia, der der internationalen Dachorganisation für nachhaltiges Bauen World GBC angehört. GBC Italia ist ein gemeinnütziger Verband, der sich für einen nachhaltigen Wandel in der Baubranche durch Förderung des LEED®-Zertifizierungssystems einsetzt.

Il marchio CE attesta che i prodotti NovaBell rispettano i requisiti previsti dall'UE in materia di sicurezza, salute e tutela dell'ambiente.

Die CE-Kennzeichnung bescheinigt, dass die NovaBell-Produkte den EU-Anforderungen an Sicherheit, Gesundheit und Umweltschutz entsprechen.



QB UPEC

The QB UPEC classification is a voluntary form of product certification issued by the Scientific and Technical Center for Building (Centre Scientifique et Technique du Bâtiment, CSTB). The certification confirms the quality, performance and reliability of NovaBell products in relation to their intended use.

Le classement QB UPEC est une certification volontaire de produit délivrée par le Centre Scientifique et Technique du Bâtiment (CSTB). La certification vérifie la qualité, les performances et la fiabilité des produits NovaBell par rapport à leur domaine d'application.

La classificazione QB UPEC è una certificazione di prodotto volontaria rilasciata dal Centro Scientifico e Tecnico per l'Edilizia CSTB. La certificazione verifica la qualità, le prestazioni e l'affidabilità dei prodotti NovaBell in relazione alla destinazione d'uso.

Die QB-UPEC-Klassifizierung ist eine freiwillige Produktzertifizierung, die vom Wissenschaftlichen und Technischen Zentrum für das Bauwesen (Centre Scientifique et Technique du Bâtiment, CSTB) vergeben wird. Die Zertifizierung bestätigt die Eignung der NovaBell-Produkte für ihren Verwendungszweck, was Qualität, Leistung und Zuverlässigkeit anbetrifft.



CCC

CCC certification is a safety mark that is compulsory for the Chinese market. Certification involves product quality testing and inspections of production plants.

La certification CCC est un marquage de sécurité nécessaire pour l'exportation ou la vente sur le marché chinois. L'obtention de cette certification exige des tests de qualité sur le produit et des inspections des usines de production.

La certificazione CCC è un marchio di sicurezza obbligatorio per il mercato cinese. La certificazione prevede test di qualità sul prodotto e ispezioni negli stabilimenti produttivi.

Die CCC-Zertifizierung ist ein für den chinesischen Markt erforderliches Sicherheitszeichen. Die Zertifizierung sieht Qualitätsprüfungen am Produkt und Inspektionen in den Produktionsstätten vor.



SASO

SASO is the compulsory quality mark for the Saudi Arabia market; it certifies that NovaBell products comply with the relevant standards.

SASO est la certification de qualité exigée par l'Arabie Saoudite, qui atteste que les produits NovaBell sont conformes aux normes en vigueur.

SASO è il marchio di qualità obbligatoriamente richiesto dall'Arabia Saudita; certifica che i prodotti NovaBell sono conformi alle norme pertinenti.

SASO ist das von Saudi-Arabien geforderte Qualitätszeichen; es bescheinigt, dass die NovaBell-Produkte den einschlägigen Bestimmungen entsprechen.



EPD

Through the Environmental Product Declaration (EPD), NovaBell provides clear, transparent disclosure of the environmental impact of the product's entire lifecycle. The declaration, which functions in accordance with the ISO 14025 and EN 15804 international standards, helps to gain credits for sustainability protocols such as LEED.

Par la DEP (déclaration environnementale de produit), NovaBell communique de façon claire et transparente l'impact de tout le cycle de vie du produit sur l'environnement. Encadrée par les normes internationales ISO 14025 et EN 15804, cette déclaration contribue à l'acquisition de points de crédit pour les protocoles de durabilité (par ex. LEED).

Attraverso l'Environmental Product Declaration (EPD), NovaBell comunica in modo chiaro e trasparente l'impatto ambientale dell'intero ciclo di vita del prodotto. La dichiarazione, che opera secondo gli standard internazionali ISO 14025 e EN 15804, contribuisce all'ottenimento di crediti per i protocolli di sostenibilità (Es. LEED).

Mit der Environmental Product Declaration (EPD – Umwelt-Produktdeklaration) stellt NovaBell die Umweltauswirkungen ihrer Produkte durch eine transparente Kommunikation der Ökobilanzen dar. Die Deklaration, die auf den internationalen Normen ISO 14025 und EN 15804 basiert, trägt zur Erlangung von Punkten für die Umsetzung von Nachhaltigkeitsanforderungen (z. B. LEED) bei.



ETA

The European Technical Assessment (ETA) documents the suitability and excellent technical performance of NovaBell products for the design of external claddings and ventilated walls.

L'Évaluation Technique Européenne (ETE) documente l'adéquation et les hautes performances techniques des produits NovaBell pour la conception de revêtements muraux extérieurs et de façades ventilées.

La Valutazione Tecnica Europea (ETA) documenta l'idoneità e le alte prestazioni tecniche dei prodotti NovaBell per la progettazione di rivestimenti esterni e facciate ventilate.

Die Europäische Technische Bewertung (European Technical Assessment, ETA) dokumentiert die Eignung und die hohen technische Leistungsmerkmale der NovaBell-Produkte für die Verwendung in Außenwandverkleidungen und vorgehängten hinterlüfteten Fassaden.



An *authentic* love story.

Made in Italy: genuine quality and values.
 Made in Italy: sinonimo di qualità e valori.
 Made in Italy : synonyme de qualité et de valeurs.
 Made in Italy: Synonym für Qualität und Werte.



NovaBell is aware that **manufacturing in Italy not only guarantees a product's quality** but is first and foremost a commitment to a sustainable future, an expression of deeply held values that embrace accountability at all levels. **The creativity, aesthetics and technological innovation** intrinsic to NovaBell products go hand-in-hand with an unshakable commitment to the environment, customers and workers. More than "just" a strategic priority, occupational health and safety is a value that permeates the corporate culture. Through continual training and strict safety protocols, **NovaBell constantly aims for higher and higher quality standards and sound ethical values**, which guide the company in the construction of a sustainable, future-oriented brand.

NovaBell sait très bien que le **Made in Italy n'est pas qu'une promesse de qualité**, mais est surtout et avant tout un engagement pour un futur durable, une expression de valeurs profondes qui impliquent des responsabilités à tous les niveaux. **La créativité, l'esthétique et l'innovation technologique** propres aux produits NovaBell s'assortissent d'un engagement indéfectible envers l'environnement, les clients et les travailleurs. La sécurité au travail n'est pas seulement une priorité stratégique mais est aussi une valeur qui imprègne toute la culture d'entreprise. En suivant une formation continue et de stricts protocoles de sécurité, **NovaBell intensifie son engagement pour une qualité encore meilleure et pour d'intenses valeurs éthiques** qui aident l'entreprise à construire une marque durable et orientée vers le futur.

NovaBell è consapevole che il **Made in Italy non è solo una promessa di qualità**, ma soprattutto un impegno per un futuro sostenibile, un'espressione di valori profondi che abbracciano la responsabilità a tutti i livelli. **La creatività, l'estetica e l'innovazione tecnologica**, che definiscono i prodotti NovaBell, sono accompagnate da un impegno incrollabile nei confronti dell'ambiente, dei clienti e dei lavoratori. La sicurezza sul lavoro non è solo un priorità strategica ma un valore che permea la cultura aziendale. Attraverso una formazione continua e rigorosi protocolli di sicurezza, **NovaBell si impegna sempre di più verso standard qualitativi elevati e valori etici solidi** che guidano l'azienda nella costruzione di un marchio sostenibile e orientato al futuro.

NovaBell ist sich bewusst, dass **Made in Italy nicht nur ein Qualitätsversprechen** ist, sondern vor allem Engagement für eine nachhaltige Zukunft und Ausdruck von Wertbegriffen, die verantwortliches Handeln auf allen Ebenen voraussetzen. **Kreativität, Design und technologische Innovation**, markentypische Kennzeichen der Produkte von NovaBell, gehen mit einem unermüdlichen Engagement für Umwelt, Kunden und Mitarbeiter einher. Die Sicherheit am Arbeitsplatz ist nicht nur eine strategische Priorität, sondern auch ein Wertbegriff, der die gesamte Unternehmenskultur durchdringt. Durch fortwährende Schulungsmaßnahmen und strenge Sicherheitsprotokolle **bemüht sich NovaBell zunehmend um hohe Sicherheitsstandards und solide ethische Werte**, die das Unternehmen beim Aufbau einer nachhaltigen und zukunftsorientierten Marke leiten.



NovaBell Oversize

Large porcelain stoneware slabs, a challenge that is already a success.
 Lastre in gres porcellanato di grandi dimensioni, una sfida che è già un successo.
 Dalles en grès cérame de grande taille, un défi qui est déjà un succès.
 Großformatige Platten aus Feinsteinzeug sind heute schon der Erfolg von morgen.



Easy to clean
Facile da pulire




Acid-resistant
Resiste agli acidi



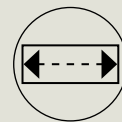
Does not stain
Non si macchia



Moisture resistant
Resistente all'umidità



Scratch and abrasion resistant
Resistente a graffi e abrasioni



Dimensional stability
Stabilità dimensionale

NovaBell's skill in combining technological innovation with exquisite aesthetics has now created leading-edge surfaces of truly impressive size: **120x278 cm in 6 mm thickness**. OVERSIZE slabs are helping to rewrite the standards in the world of materials by responding to the most demanding requirements in a variety of contexts, such as the design and furnishing of bathrooms and kitchens, not to mention traditional use as floor and wall coverings and state-of-the-art applications in architecture as external facades.

La capacità de NovaBell à concilier innovation technologique avec esthétique de haute qualité, se traduit par des surfaces d'avant-garde au format imposant : **120x278 cm de 6 mm d'épaisseur**.

Les dalles OVERSIZE contribuent à redéfinir les normes dans l'univers des matériaux en répondant aux exigences les plus strictes dans les différents domaines d'application : dans le design et dans les accessoires d'ameublement pour salles de bains et cuisines, sans oublier bien évidemment la pose traditionnelle sur murs et sur sols et l'utilisation dans le secteur de l'architecture avancée comme, par exemple, les façades extérieures.

La capacità di NovaBell di combinare innovazione tecnologica con estetica di alta qualità si è tradotta in superfici all'avanguardia dalle dimensioni imponenti: **120x278 cm in spessore 6 mm**.

Le lastre OVERSIZE contribuiscono a ridefinire gli standard nel mondo dei materiali conquistando le esigenze più elevate in vari ambiti applicativi: nel design e nei complementi d'arredo per bagno e cucina, includendo ovviamente l'utilizzo tradizionale per pareti e pavimenti e nel settore dell'architettura avanzata come le facciate esterne.

Die Fähigkeit von NovaBell, technologische Innovation mit wertiger Optik zu vereinen, kommt in hochmodernen Platten mit imposanten Abmessungen - **120x278 cm in der Materialstärke 6 mm** - zum Ausdruck.

Die großformatigen Platten der Reihe OVERSIZE definieren die Materialstandards neu und entsprechen den höchsten Anforderungen in diversen Anwendungsbereichen, beginnend bei Design- und Einrichtungselementen für Bad und Küche über die klassische Verwendung als Wand- und Bodenbeläge bis hin zu Fassadenverkleidungen in der modernen Architektur.

OVERSIZE
expands
beauty.
120x278



THICKNESS
6
MM



GLUED BUILDING FACADES

OVERSIZE slabs, designed to match with and continue the NovaBell collections, shape interior and exterior architecture and adapt perfectly to a variety of different styles and contexts. As a cladding, slabs wrap around surfaces and create an impression of visual continuity, suitable for many purposes and applications in both innovative and traditional projects: wall and floor coverings, furnishings and even external facades, since OVERSIZE porcelain stoneware's technical properties make it tough and durable, a real barrier against thermal shock and the most aggressive weather, with all its beauty and technical characteristics retained intact.

Les dalles OVERSIZE, coordonnées en continuité visuelle avec les collections NovaBell, façonnent l'architecture d'intérieur et d'extérieur en s'adaptant à différents contextes et styles. Les dalles enveloppent littéralement les surfaces en suscitant une sensation de continuité visuelle, tant pour des projets novateurs que pour des projets traditionnels, dans de multiples objectifs et applications : murs, sols, éléments d'ameublement et façades extérieures. En effet, le grès cérame OVERSIZE possède des propriétés techniques qui en font un matériau résistant et durable, une vraie barrière contre les chocs thermiques et les agents atmosphériques plus agressifs, tout en conservant sa beauté et sa performance.

Le lastre OVERSIZE, coordinate e in continuità con le collezioni NovaBell, modellano l'architettura interna ed esterna, adattandosi a una varietà di contesti e stili differenti. Come un involucro, le lastre avvolgono le superfici creando una sensazione di continuità visiva adatta a progetti innovativi e tradizionali per molteplici scopi e applicazioni: pareti, pavimenti, elementi d'arredo e facciate esterne; il gres porcellanato OVERSIZE è infatti dotato di proprietà tecniche che lo rendono resistente e durevole, una vera barriera contro gli sbalzi termici e gli agenti atmosferici più aggressivi, mantenendo inalterata la propria bellezza e le performance tecniche.

Die Platten der Reihe OVERSIZE, die stimmig in einer einheitlichen Optik mit den Kollektionen von NovaBell kombiniert werden können, gestalten die verschiedensten Innen- und Außenbereiche unterschiedlicher Stilrichtungen. Die Platten bekleiden die Flächen wie eine Hülle und erzeugen so eine durchgängige Optik, die wie geschaffen ist für mannigfaltige Anwendungen in modernen und klassischen Konzepten, etwa für Wandverkleidungen, Bodenbeläge, Einrichtungs-elemente und Fassadenverkleidungen. Zu den technischen Eigenschaften des Feinsteinzeugs OVERSIZE gehören Resistenz und Langlebigkeit. Es ist temperaturwechsel- und witterungsbeständig und behält seine Optik und Leistungsmerkmale dauerhaft bei.



OVERSIZE: unlimited versatility for boundless design.

OVERSIZE: versatilità illimitata per un design senza confini.

OVERSIZE : polyvalence illimitée pour un design sans frontières.

OVERSIZE: vielseitige Produkte für grenzenlose Gestaltungsfreiheit.

Facades / Architectural and furnishing surfaces / Indoors-outdoors

Facciate / Superfici d'arredo / Interni-esterni

Façades / Surfaces d'ameublement / Intérieur-Extérieur

Fassaden / Deko-Flächen / Innen- und Außenbereich

Outdoor becomes a new living space.

Setting the standard for outdoor surfaces.
Un punto di riferimento per le superfici da esterno.
Une référence pour les surfaces extérieures.
Ein Maßstab für Outdoor-Beläge.



Outwalk / Antislip
collections



Garden & paths
Giardini e vialetti



Terraces & balconies
Terrazze e balconi



Pools & beach
Piscine e spiaggia



Driveways & promenades.
Carrabili e pedonali



Ventilated wall installation (20 MM)
Posa ventilata (20 MM)

NovaBell is a driving force in the outdoor coverings sector, combining innovation, quality and sustainability. Its leadership rests on a constant dedication to excellence and a vision that has transformed our approach to outdoor materials. **The OutWalk brand identifies the extra-thick (20 and 30 mm) materials** which, together with the wide assortment of **anti-slip 9 mm surfaces**, combine design with functional properties for swimming-pools, gardens, terraces and public spaces. OutWalk is an incredible range of textures and colours designed to deliver high-performance beauty for the creation of iconic projects.

NovaBell est une figure de proue dans le secteur des revêtements extérieurs en associant innovation, qualité et durabilité. Son leadership est le résultat d'un dévouement constant à l'excellence et d'une vision qui a transformé la façon dont nous concevons l'outdoor. **La marque OutWalk différencie les surfaces très épaisses de 20 et 30 mm** qui, avec la grande variété de **finitions antidérapantes de 9 mm**, regroupent fonctionnalité et design pour piscines, jardins, terrasses et lieux publics. OutWalk propose une incroyable gamme de textures et couleurs qui veut accorder l'esthétique à la fonctionnalité pour créer des projets iconiques.

NovaBell è una forza trainante nel settore dei rivestimenti per esterni, combinando innovazione, qualità e sostenibilità. La sua leadership è il risultato di una dedizione costante all'eccellenza e di una visione che ha trasformato il modo in cui concepiamo l'outdoor. **Il marchio OutWalk contraddistingue le superfici spessorate 20 e 30 mm** che, insieme all'ampia gamma di **superfici antiscivolo 9 mm**, combinano funzionalità e design per piscine, giardini, terrazze e spazi pubblici. OutWalk è una gamma incredibile di texture e colori concepiti per coniugare estetica e funzionalità per la creazione di progetti iconici.

NovaBell vereint Innovation, Qualität und Nachhaltigkeit und gehört damit zu den Triebkräften in der Branche der Outdoor-Beläge. Diese Führungsposition ist das Ergebnis stetigen Qualitätsstrebens und einer Vision, die unser Outdoor-Konzept verändert hat. **Unter dem Markennamen OutWalk sind die Überstärken 20 mm und 30 mm** versammelt, die gemeinsam mit dem breiten Spektrum an **rutschhemmenden Oberflächen in der Materialstärke 9 mm** Funktionalität und Design für Pools, Gärten, Terrassen und öffentliche Bereiche auf einen Nenner bringen. OutWalk besitzt ein erstaunliches Spektrum von Texturen und Farben, die Ästhetik mit Funktionalität verbinden und wie geschaffen sind für die Gestaltung von ikonischen Projekten.



OutWalk 20 MM
OutWalk 30 MM



IN OUT
Antislip
9 MM

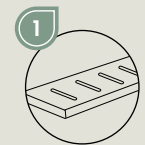
Accessories and utility.

Accessories and components that transform outdoor spaces.
 Accessori e componenti che trasformano lo spazio esterno.
 Accessoires et éléments qui transforment l'espace extérieur.
 Zubehör und Komponenten für den Außenbereich.

OutWalk



Special trims
20 MM



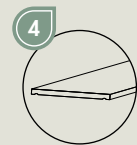
Special pieces
Pezzi speciali



Tailor-made stairs
Scale su misura



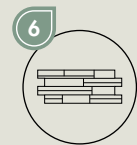
Large cube step Cubotto
Gradone Cubotto



Coping tile
Copertina



Fence
Palizzata



BRICKUP
wall coverings IN/OUT



Furnishing and accessories
Arredamento e accessori

Outdoor accessories have been carefully developed with the real demands of architectural design in mind, and thus make a significant contribution to a project's functioning and overall aesthetic / practical success.

All accessories match the outdoor paving tiles to enable total continuity of appearance and are weatherproof, making them immune to the effects of time. Versatile NovaBell accessories are the perfect finishing touch to any context: pool areas, steps, walls or any type of domestic or urban pavement.

Les accessoires pour extérieur sont les fruits d'une conception minutieuse et orientée vers les exigences réelles du projet d'architecture. Ils contribuent ainsi significativement à l'utilité pratique et à la bonne réussite esthétique / fonctionnelle de l'ensemble.

Tous les éléments sont coordonnés aux revêtements de sols extérieurs pour instaurer une continuité esthétique totale. Résistants aux agents atmosphériques, ils sont inaltérables à long terme. Les accessoires NovaBell perfectionnent avec des solutions éclectiques et complètent toutes les applications : zones piscines, escaliers, murets, cheminements domestiques et urbains.

Gli accessori per esterno sono il risultato di una progettazione attenta e orientata alle esigenze reali del progetto architettonico; garantiscono quindi un contributo significativo all'operatività e al successo estetico / funzionale complessivo.

Tutti i complementi sono coordinati alle pavimentazioni esterne per consentire totale continuità estetica, sono immuni agli agenti atmosferici e quindi inalterabili nel tempo. Gli accessori NovaBell perfezionano attraverso soluzioni versatili e completano qualsiasi contesto: aree piscine, scale, muretti, ogni tipo di camminamento domestico e urbano.


Das Zubehör für den Außenbereich ist das Resultat einer sorgfältigen Entwicklungsarbeit, die sich an den realen Anforderungen der architektonischen Planung orientiert. Es leistet daher einen wesentlichen Beitrag zur Nutzungsfreundlichkeit und zum optischen und funktionalen Gesamtergebnis.

Alle Zubehörelemente sind auf die Outdoor-Bodenbeläge abgestimmt, um eine einheitliche Optik zu gewährleisten. Außerdem sind sie witterungsbeständig und langlebig. Das Zubehör von NovaBell bildet die gelungene Abrundung für alle Arten von Anwendungen wie Schwimmbäder, Treppen, Sichtmauerwerke und Gehwege im privaten und städtischen Bereich.




Collections


Design look




Khroma 026




Keystone 042




Landstone 054




Thermae 066




Aspen 078




Maxima 088



Lounge+Decor 098




Norgestone 112




Davos 122




Stone Box 130




Allblack 136



Sovereign 144




Imperial Venice 152



Kingstone 156



Wonderspace 160




Déco 172



Fusion 176

Collections


Wood look




Le Briccole 182



Nordic Wood 192




Artwood 204




Eiche 212



My Space 222




Time Design 230




Quercus 234


Concrete/Resin Metal look




Open 238




Paris 248



Forge 256




Oxy 264




Overland 272

Marble look




Extra 278




Imperial Michelangelo 290

Rustic look




Lumière 296



Materia 304

3D look



Brickup 312



Wall: Ottanio 120x278 | Argilla 120x120
Floor: Rammed W1 Talco 120x120

Khroma

Khroma celebra l'espressività e la naturalità della materia ancestrale dalla quale nasce tutto, l'argilla.

Khroma celebrates the expressive power and natural character of the ancestral material from which everything originates: clay.

Khroma célèbre l'expressivité et la dimension naturelle de cette matière ancestrale d'où tout est né : l'argile.

Khroma feiert die Expressivität und Natürlichkeit des urwüchsigen Materials, aus dem alles hervorgeht: Ton.



Wall: Corda 120x278 | Talco 120x278 | Rammed W3 Corda 120x278
Floor: Talco 120x120



Wall in/out: Avorio 120x120 | Fango 120x120
Floor in: Fango 120x120 | Floor out: Fango 120x120 20 MM | Fango Griglia 20x60x2 20 MM | Angolo Griglia SX/DX 20x60x2 20 MM
Gradino Elle 30x120x6,5 20 MM | Gradino Angolo Elle 30x120x6,5 20 MM



Wall: Moro 120x120 | Fango 120x120
Floor: Fango 120x120



Wall: Avorio 120x120 | Rammed W2 Avorio 120x120
Floor: Rammed W2 Avorio 120x120

WORKSPACE

Thickness:
6 MM - 9 MM - 20 MM


Colour range

Finishes:

N Naturale - **S** Spazzolato - **A** Antislip - **O** OutWalk



Ottanio 6 MM - 9 MM



Talco 6 MM - 9 MM - 20 MM



Avorio 6 MM - 9 MM - 20 MM



Corda 6 MM - 9 MM - 20 MM



Fango 9 MM - 20 MM



Argilla 9 MM



Moro 9 MM



Rammed W1 Talco 6 MM - 9 MM - 20 MM



Rammed W2 Avorio 6 MM - 9 MM - 20 MM



Rammed W3 Corda 6 MM - 9 MM - 20 MM

Khroma

Gres a impasto colorato / Full body colour

Rettificato / Rectified

UGL - EN 14411 - ISO 13006

Thickness:	6 MM		9 MM		Finishes: N Naturale - S Spazzolato - A Antislip													
	120x278 48"x109½" rettificato		120x120 48"x48" rettificato		60x120 24"x48" rettificato		100x100 39"x39" rettificato		60x60 24"x24" rettificato		30x60 12"x24" rettificato							
	Naturale		Naturale		Naturale		Spazzolato		Antislip		Naturale		Naturale		Naturale		Antislip	
	01	1140	02	1110	02	1075	02	1110	02	1075	02	1090	03	1065	07	1040	07	1040
Ottanio	KRM LA17		KRM 187R		KRM 72RT		-		-		-		KRM 70RT		KRM 76RT		-	
Talco	KRM LA18		KRM 188R		KRM 82RT		-		KRM 82AS		KRM 108R		KRM 80RT*		KRM 86RT		KRM 86AS	
Avorio	KRM LA14		KRM 184R		KRM 42RT		-		KRM 42AS		KRM 104R		KRM 40RT*		KRM 46RT		KRM 46AS	
Corda	KRM LA13		KRM 183R		KRM 32RT		-		KRM 32AS		KRM 103R		KRM 30RT*		KRM 36RT		KRM 36AS	
Argilla	-		KRM 186R		KRM 62RT		-		-		-		KRM 60RT		KRM 66RT		-	
Fango	-		KRM 181R		KRM 12RT		-		-		-		KRM 10RT*		KRM 16RT		-	
Moro	-		KRM 182R		KRM 22RT		-		-		-		KRM 20RT		KRM 26RT		-	
Rammed W1 Talco	KRM LA01		KRM 1801R		KRM 015R		KRM 015S		-		-		-		-		-	
Rammed W2 Avorio	KRM LA02		KRM 1802R		KRM 025R		KRM 025S		-		-		-		-		-	
Rammed W3 Corda	KRM LA03		KRM 1803R		KRM 035R		KRM 035S		-		-		-		-		-	

Thickness:	20 MM						OutWalk	
	120x120 48"x48" rettificato		60x120 24"x48" rettificato		60x60 24"x24" rettificato			
	01	1135	01	1125	02	1115		
Talco	KRM 812R		KRM 862R		-			
Avorio	KRM 412R		KRM 462R		KRM 460R			
Corda	KRM 312R		KRM 362R		KRM 360R			
Fango	KRM 112R		KRM 162R		KRM 160R			
Rammed W1 Talco	-		KRM 1201R		-			
Rammed W2 Avorio	-		KRM 2201R		-			
Rammed W3 Corda	-		KRM 3201R		-			



Download catalogue



OutWalk 20 MM



Info pag.330

Thickness:
6 MM

Khroma

Override

Finishes:
N Naturale



120x278 - 48"x109½"
KRM LA01 Rammed W1 Talco 01 1140



120x278 - 48"x109½"
KRM LA02 Rammed W2 Avorio 01 1140



120x278 - 48"x109½"
KRM LA03 Rammed W3 Corda 01 1140



120x278 - 48"x109½"
KRM LA17 Ottanio 01 1140



120x278 - 48"x109½"
KRM LA18 Talco 01 1140



120x278 - 48"x109½"
KRM LA14 Avorio 01 1140




120x278 - 48"x109½"
KRM LA13 Corda 01 1140

Thickness:
9 MM - 20 MM

Khroma

Rammed


Finishes:
N Naturale - S Spazzolato - O OutWalk



120x120 - 48"x48"
KRM 1801R Rammed W1 Talco 02 1110



120x120 - 48"x48"
KRM 1802R Rammed W2 Avorio 02 1110



120x120 - 48"x48"
KRM 1803R Rammed W3 Corda 02 1110



60x120 - 24"x48"
KRM 015R Rammed W1 Talco Spazzolato 02 1075
KRM 015S Rammed W1 Talco Spazzolato 02 1110



60x120 - 24"x48"
KRM 025R Rammed W2 Avorio Spazzolato 02 1075
KRM 025S Rammed W2 Avorio Spazzolato 02 1110



60x120 - 24"x48"
KRM 035R Rammed W3 Corda Spazzolato 02 1075
KRM 035S Rammed W3 Corda Spazzolato 02 1110



60x120 - 24"x48"
KRM 1201R Rammed W1 Talco 20MM 01 1125



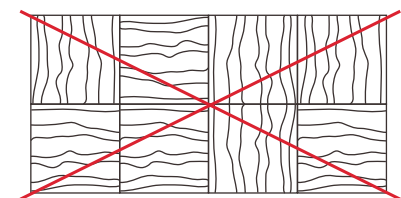
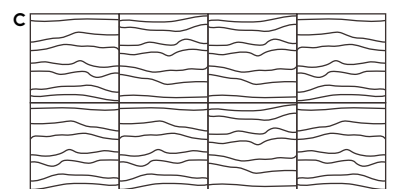
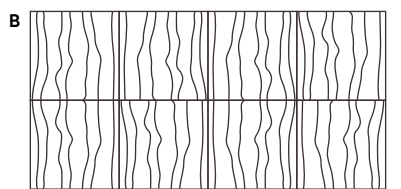

60x120 - 24"x48"
KRM 2201R Rammed W2 Avorio 20MM 01 1125



60x120 - 24"x48"
KRM 3201R Rammed W3 Corda 20MM 01 1125

Schemi Di Posa 120x120 Rammed

Laying Schemes 120x120 Rammed
Calpinage 120x120 Rammed
Legebeispiele 120x120 Rammed



Thickness:
9 MM

Khroma

Mosaic & decors

Finishes:
N Naturale


Thickness:
9 MM

Khroma

Mosaic & decors




Ottanio



30x60 - 12"x24"
KRM 779N Lock Ottanio/Talco

05 3130



20x60 - 8"x24"
KRM 778N Curves Ottanio/Talco

05 3150




20x40 - 8"x16"
KRM 777N Bold Ottanio/Talco

04 3150



30x60 - 12"x24"
KRM 776N Bacchette Ottanio

04 3130



30x30 - 12"x12"
KRM 775N Mos. 5x5 Ottanio


10 3115

Talco



30x60 - 12"x24"
KRM 229N Lock Talco/Moro

05 3130




20x60 - 8"x24"
KRM 228N Curves Talco/Moro

05 3150




20x40 - 8"x16"
KRM 227N Bold Talco/Moro

04 3150



30x60 - 12"x24"
KRM 886N Bacchette Talco

04 3130



30x30 - 12"x12"
KRM 885N Mos. 5x5 Talco


10 3115

Avorio



30x60 - 12"x24"
KRM 449N Lock Avorio/Fango

05 3130




20x60 - 8"x24"
KRM 448N Curves Avorio/Fango

05 3150




20x40 - 8"x16"
KRM 447N Bold Avorio/Fango

04 3150



30x60 - 12"x24"
KRM 446N Bacchette Avorio

04 3130



30x30 - 12"x12"
KRM 445N Mos. 5x5 Avorio


10 3115

Corda




30x60 - 12"x24"
KRM 339N Lock Corda/Fango

05 3130




20x60 - 8"x24"
KRM 338N Curves Corda/Fango

05 3150




20x40 - 8"x16"
KRM 337N Bold Corda/Fango

04 3150



30x60 - 12"x24"
KRM 336N Bacchette Corda

04 3130



30x30 - 12"x12"
KRM 335N Mos. 5x5 Corda


10 3115

Argilla



30x60 - 12"x24"
KRM 669N Lock Argilla/Avorio

05 3130




20x60 - 8"x24"
KRM 668N Curves Argilla/Avorio

05 3150




20x40 - 8"x16"
KRM 667N Bold Argilla/Avorio

04 3150



30x60 - 12"x24"
KRM 666N Bacchette Argilla

04 3130



30x30 - 12"x12"
KRM 665N Mos. 5x5 Argilla

10 3115

Fango



30x60 - 12"x24"
KRM 449N Lock Avorio/Fango

05 3130




20x60 - 8"x24"
KRM 448N Curves Avorio/Fango

05 3150




20x40 - 8"x16"
KRM 447N Bold Avorio/Fango

04 3150



30x60 - 12"x24"
KRM 116N Bacchette Fango

04 3130



30x30 - 12"x12"
KRM 115N Mos. 5x5 Fango

10 3115

Moro



30x60 - 12"x24"
KRM 229N Lock Talco/Moro

05 3130




20x60 - 8"x24"
KRM 228N Curves Talco/Moro

05 3150




20x40 - 8"x16"
KRM 227N Bold Talco/Moro

04 3150



30x60 - 12"x24"
KRM 226N Bacchette Moro

04 3130



30x30 - 12"x12"
KRM 225N Mos. 5x5 Moro

10 3115

Khroma

Technical features

Pezzi speciali / Special pieces / Pièces spéciales / Passende sonder formteile

Thickness 9 MM	Gradino Elle Rett. 33x120x4 ** 13"x48"x1 1/8"		Angolo DX Rett. 33x120x4 ** 13"x48"x1 1/8"		Angolo SX Rett. 33x120x4 ** 13"x48"x1 1/8"		Battiscopa 7x60 2 3/4"x24"	
	01 □	670	01 □	676	01 □	676	15 □	230
Ottanio	KRM G71K		KRM G72K		KRM G75K		KRM B70K	
Talco	KRM G81K		KRM G82K		KRM G85K		KRM B80K	
Avorio	KRM G41K		KRM G42K		KRM G45K		KRM B40K	
Corda	KRM G31K		KRM G32K		KRM G35K		KRM B30K	
Argilla	KRM G61K		KRM G62K		KRM G65K		KRM B60K	
Fango	KRM G11K		KRM G12K		KRM G15K		KRM B10K	
Moro	KRM G21K		KRM G22K		KRM G25K		KRM B20K	
Rammed W1 Talco	KRM GW11K		KRM GW12K		KRM GW15K		KRM BW10K	
Rammed W2 Avorio	KRM GW21K		KRM GW22K		KRM GW25K		KRM BW20K	
Rammed W3 Corda	KRM GW31K		KRM GW32K		KRM GW35K		KRM BW30K	

** 6 settimane di consegna / 6 delivery weeks / 6 wochen lieferzeit / 6 semaines de livraison



Special trims 20 MM
Info pag.324



Special trims
20 MM

Stucchi consigliati / Recommended grouts / Couleurs des joints conseillées / Empfohlene Fugen Mörtel Farben

	Kerakoll Grouts	Mapei Grouts	Laticrete Grouts
Ottanio	-	176	91
Talco	05	103	18
Avorio	50	132	40
Corda	44	123	23
Argilla	45	133	30
Fango	36	187	34
Moro	11	114	45
Rammed W1 Talco	05	103	18
Rammed W2 Avorio	50	132	40
Rammed W3 Corda	44	123	23

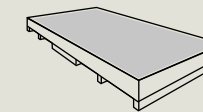
Khroma

Technical features

Imballi e pesi / Packaging and weights / Emballages et poids / Verpackungen und gewichte

	pcs/box	m ² /box	kg/box	box/pallet	m ² /pallet	kg/pallet
Thickness 6 MM						
120x278*	1	3,336	47,0 - MAX WEIGHT	18	60,048	846
Thickness 9 MM						
120x120	2	2,880	56,0 - MAX WEIGHT	16	46,080	896
100x100	2	2,000	40,9 - MAX WEIGHT	20	40,000	818
60x120	2	1,440	27,3 - MAX WEIGHT	35	50,400	956
60x60	3	1,080	20,0	48	51,840	960
30x60	7	1,260	23,6	40	50,400	944
OutWalk²⁰ MM - Thickness 20 MM						
120x120	1	1,440	62,0 - MAX WEIGHT	16	23,040	992
60x120	1	0,720	31,4 - MAX WEIGHT	33	23,760	1036
60x60	2	0,720	31,0 - MAX WEIGHT	32	23,040	992

* Cassa/Crate 1200x2780
Dimensione/ Dimension: 1400x2890x280 HT
Peso / Weight: 98 kg
Pezzi / Pieces: 18 (120x278 - 60,048 m²)



Dati tecnici / Technical features / Caracteristiques techniques / Technische eigenschaften

UGL - EN 14411 - ISO 13006

SURFACE	DIN EN 16165 annex B	DIN EN 16165 annex A	BS EN 16165 annex C	BCR	ANSI DCOF	Deep Abrasion Resistance	MOHS	Recommended Use	Resistance to Staining	ANSI A 137.1
Naturale 6 MM	R9	A	-	DRY > 0.40 WET > 0.40	WET ≥ 0.42	< 175 mm ³	≥ 6	4	5	V2 Naturale
Naturale 9 MM	R10	A+B	>36 wet slider 4S	DRY > 0.40 WET > 0.40	WET ≥ 0.42	< 175 mm ³	≥ 6	4	5	
Spazzolato	-	-	-	DRY > 0.40 WET > 0.40	-	< 175 mm ³	-	3	≥ 3	V3 Rammed
Antislip	R11	A+B+C	>36 wet slider 4S	DRY > 0.40 WET > 0.40	WET ≥ 0.42	< 175 mm ³	≥ 7	5	5	
20 MM	R11	A+B+C	>36 wet slider 4S	DRY > 0.40 WET > 0.40	WET ≥ 0.42	< 130 mm ³	≥ 8	5	5	



Naturale 6 MM



Naturale 9 MM



Spazzolato



Antislip



20 MM



Wall: Muretto Fossil 20x40 | Fossil 120x120
Floor: Fossil 120x120 20MM

Keystone

Keystone nasce dalla natura e dall'innovazione tecnologica; è un nuovo punto di vista sulla pietra che dà vita a originali finiture e a una grande profondità materica.

Keystone has its roots in nature and technological innovation: it takes a new look at stone to create original finishes and immense tactile depth.

Née de la nature et de l'innovation technologique, Keystone est un nouveau regard sur la pierre, qui donne vie à des finitions originales et une grande profondeur de matière.

Keystone vereint Naturnähe mit technologischer Innovation. Das Thema Stein wurde hier aus einer neuen Perspektive betrachtet und in originelle Oberflächen mit großer Tiefenwirkung umgesetzt.



Wall: Rope Spazzolato 60x120 | Lisca Rope 28x28
Floor: Rope 60x120



Wall: Ocean Grey 120x120 | Fossil 60x120
Floor: Ocean Grey 120x120



Floor: Rope Spazzolato 60x120



Wall: Fossil 120x120 | Ocean Grey 60x120
Floor: Fossil 120x120 20MM

Thickness:
9 MM - 20 MM

Colour range

Finishes:

N Naturale - S Spazzolato - O OutWalk




Pure 9 MM - 20 MM



Rope 9 MM - 20 MM



Ocean Grey 9 MM



Fossil 9 MM - 20 MM



Fog 9 MM

Keystone

Gres a impasto colorato / Full body colour
Rettificato / Rectified
UGL - EN 14411 - ISO 13006

Thickness: 9 MM Finishes: N Naturale - S Spazzolato

	120x120 48"x48" rettificato		60x120 24"x48" rettificato		60x60 24"x24" rettificato		30x60 12"x24" rettificato			
	Naturale	Naturale	Spazzolato	Naturale	Naturale	Naturale				
	02	1110	02	1075	02	1110	03	1065	07	1040
Pure	KYN 188R	KYN 82RT	KYN 82SR	KYN 80RT	KYN 86RT					
Rope	KYN 183R	KYN 32RT	KYN 32SR	KYN 30RT	KYN 36RT					
Ocean Grey	KYN 181R	KYN 12RT	KYN 12SR	KYN 10RT	KYN 16RT					
Fossil	-	KYN 22RT	-	KYN 20RT	KYN 26RT					
Fog	-	KYN 92RT	-	KYN 90RT	KYN 96RT					

Thickness: 20 MM OutWalk

	120x120 48"x48" rettificato		60x120 24"x48" rettificato		60x60 24"x24" rettificato	
	Naturale	Naturale	Naturale	Naturale	Naturale	Naturale
	01	1135	01	1125	02	1115
Pure	KYN 812R	KYN 89RT	KYN 860R			
Rope	KYN 312R	KYN 39RT	KYN 360R			
Fossil	KYN 212R	KYN 29RT	KYN 260R			



Download catalogue



OutWalk 20 MM



Info pag.330



Wall: Fossil 60x120 | Stripes Fossil SX/DX 30x30

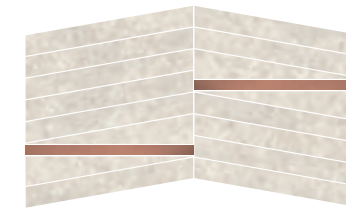


Thickness:
9 MM


Keystone

Mosaic & decors


Pure



30x30 - 12"x12"
KYN 888N Stripes Pure SX/DX 3+3 3195



30x30 - 12"x12"
KYN 885N Mos. 5x5 Pure 10 3115




28x28 - 11"x11"
KYN 887N Lisca Pure 06 3130



20x40 - 8"x16"
KYN 886N Muretto Pure 04 3125


Rope



30x30 - 12"x12"
KYN 338N Stripes Rope SX/DX 3+3 3195



30x30 - 12"x12"
KYN 335N Mos. 5x5 Rope 10 3115

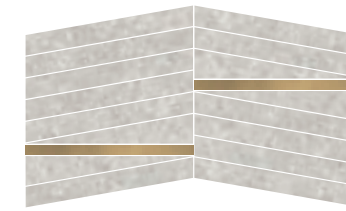


28x28 - 11"x11"
KYN 337N Lisca Rope 06 3130




20x40 - 8"x16"
KYN 336N Muretto Rope 04 3125


Ocean Grey




30x30 - 12"x12"
KYN 118N Stripes Ocean Grey SX/DX 3+3 3195



30x30 - 12"x12"
KYN 115N Mos. 5x5 Ocean Grey 10 3115

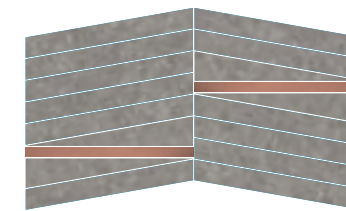


28x28 - 11"x11"
KYN 117N Lisca Ocean Grey 06 3130




20x40 - 8"x16"
KYN 116N Muretto Ocean Grey 04 3125


Fossil




30x30 - 12"x12"
KYN 228N Stripes Fossil SX/DX 3+3 3195



30x30 - 12"x12"
KYN 225N Mos. 5x5 Fossil 10 3115

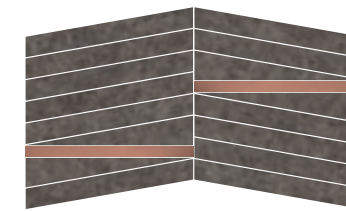


28x28 - 11"x11"
KYN 227N Lisca Fossil 06 3130




20x40 - 8"x16"
KYN 226N Muretto Fossil 04 3125


Fog




30x30 - 12"x12"
KYN 998N Stripes Fog SX/DX 3+3 3195



30x30 - 12"x12"
KYN 995N Mos. 5x5 Fog 10 3115



28x28 - 11"x11"
KYN 997N Lisca Fog 06 3130



20x40 - 8"x16"
KYN 996N Muretto Fog 04 3125

Keystone

Technical features

Pezzi speciali / Special pieces / Pièces spéciales / Passende sonder formteile

Thickness 9 MM	Naturale		Naturale	
	01	670	01	676
	01	670	01	676
	15	230		
Pure	KYN G81K		KYN G82K	
Rope	KYN G31K		KYN G32K	
Ocean Grey	KYN G11K		KYN G12K	
Fossil	KYN G21K		KYN G22K	
Fog	KYN G91K		KYN G92K	
			KYN G85K	
			KYN G35K	
			KYN G15K	
			KYN G25K	
			KYN G95K	
			KYN B80K	
			KYN B30K	
			KYN B10K	
			KYN B20K	
			KYN B90K	

** 6 settimane di consegna / 6 delivery weeks / 6 wochen lieferzeit / 6 semaines de livraison



Special trims 20 MM
Info pag.324



Special trims 20 MM

Stucchi consigliati / Recommended grouts / Couleurs des joints conseillées / Empfohlene Fugen Mörtel Farben

	Kerakoll Grouts	Mapei Grouts	Laticrete Grouts
Pure	05	103	18
Rope	06	110	89
Ocean Grey	06	110	89
Fossil	09	112	42
Fog	11	114	45

Keystone

Technical features

Imballi e pesi / Packaging and weights / Emballages et poids / Verpackungen und gewichte

	pcs/box	m ² /box	kg/box	box/pallet	m ² /pallet	kg/pallet
Thickness 9 MM						
120x120	2	2,880	56,0 - MAX WEIGHT	16	46,080	896
60x120	2	1,440	27,3 - MAX WEIGHT	35	50,400	956
60x60	3	1,080	20,0	48	51,840	960
30x60	7	1,260	23,6	40	50,400	944
OutWalk 20^{20MM} - Thickness 20 MM						
120x120	1	1,440	62,0 - MAX WEIGHT	16	23,040	992
60x120	1	0,720	31,4 - MAX WEIGHT	33	23,760	1036
60x60	2	0,720	31,0 - MAX WEIGHT	32	23,040	992

Dati tecnici / Technical features / Caracteristiques techniques / Technische eigenschaften

UGL - EN 14411 - ISO 13006

SURFACE	DIN EN 16165 annex B	DIN EN 16165 annex A	BS EN 16165 annex C	BCR	ANSI DCOF	Deep Abrasion Resistance	MOHS	Recommended Use	Resistance to Staining	ANSI A 137.1
Naturale	R10	A+B	>36 wet slider 4S	DRY > 0.40 WET > 0.40	WET ≥ 0.42	< 175 mm ³	≥ 6	4	5	
Spazzolato	-	-	-	DRY > 0.40 WET > 0.40	-	< 175 mm ³	-	3	≥ 3	V2
20 MM	R11	A+B+C	>36 wet slider 4S	DRY > 0.40 WET > 0.40	WET ≥ 0.42	< 130 mm ³	≥ 8	5	5	



Naturale



Spazzolato



20 MM



Wall / Counter: Muretto Circle Clay 30x60 | NORDIC WOOD Bacchette Walnut 60x120 | Earth 100x100 cm | Clay 100x100
 Floor: Earth 100x100 cm

Landstone

Landstone unisce la delicata espressività del limestone con venature tipicamente marmoree e con le striature brunite che caratterizzano la pietra di trani.

Landstone combines the subtle expressive power of limestone with vein patterning more typical of marble and the burnished streaks found in trani stone.

Landstone allie la délicatesse expressive des roches calcaires aux typiques marbrures et stries brunies caractéristiques de la pierre de Trani.

Landstone vereint die erlesene Expressivität von Kalkstein mit typischen Marmor-Maserungen mit dunklen Äderungen, die charakteristisch für den Naturstein Trani sind.



Wall: Carbon 100x100
 Floor in: Raw White 100x100 | Floor out: Carbon 20 MM 60x120 | Raw White 20 MM 60x120

24/25 BOOK

24/25 BOOK

Stone look



Wall / Counter: Clay 60x120 | Struttura Track Clay 60x120 | Earth 60x120
Floor: Clay 100x100



Wall: Struttura Track Gravel 60x120



Floor: Taupe 100x100 20 MM

Thickness:
9 MM - 20 MM - 30 MM


Colour range

Finishes:

N Naturale - **A** Antislip - **O** OutWalk



Clay 9 MM - 20 MM - 30MM



Raw White 9 MM - 20 MM



Taupe 9 MM - 20 MM - 30MM



Gravel 9 MM - 20 MM



Earth 9 MM - 20 MM



Carbon 9 MM - 20 MM

Landstone

Gres a impasto colorato / Full body colour
Rettificato / Rectified

Thickness: 9 MM Finishes: **N** Naturale - **A** Antislip

	120x120 48"x48" rettificato	60x120 24"x48" rettificato	100x100 39"x39" rettificato	60x90 24"x36" rettificato	60x60 24"x24" rettificato	30x60 12"x24" rettificato								
	Naturale		Naturale	Antislip	Naturale	Naturale	Naturale	Antislip						
	02	1110	02	1075	02	1090	02	1075	03	1065	07	1040	07	1040
Clay	LST 184R	LST 42RT	LST 104R	LST 104AS	LST 41RT	LST 40RT	LST 46RT	LST 46AS						
Taupe	LST 185R	LST 52RT	LST 105R	LST 105AS	LST 51RT	LST 50RT	LST 56RT	LST 56AS						
Earth	-	LST 62RT	LST 106R	-	LST 61RT	LST 60RT	LST 66RT	-						
Raw White	LST 188R	LST 82RT	LST 108R	-	LST 81RT	LST 80RT	LST 86RT	-						
Gravel	LST 181R	LST 12RT	LST 101R	LST 101AS	LST 11RT	LST 10RT	LST 16RT	LST 16AS						
Carbon	-	LST 22RT	LST 102R	-	LST 21RT	LST 20RT	LST 26RT	-						

Thickness: 20 MM **O** OutWalk

	120x120 48"x48" rettificato	60x120 24"x48" rettificato	100x100 39"x39" rettificato	60x90 24"x36" rettificato	60x60 24"x24" rettificato	40x80 16"x31½" rettificato				
	01	1135	01	1125	01	1135	01	1120	02	1115
Clay	LST 412R	LST 49RT	LST 124R	LST 469R	LST 460R					
Taupe	LST 512R	LST 59RT	LST 125R	LST 569R	LST 560R					
Earth	-	LST 69RT	-	LST 669R	LST 660R					
Raw White	-	LST 89RT	-	LST 869R	-					
Gravel	LST 112R	LST 19RT	LST 121R	LST 169R	LST 160R					
Carbon	-	LST 29RT	LST 122R	LST 269R	LST 260R					

Thickness: 30 MM **O** OutWalk

	02	1130	02	1135
Clay	LST 466R	LST 448R		
Taupe	LST 566R	LST 548R		



Download catalogue



OutWalk 20 MM

OutWalk 30 MM



Info pag.330

Thickness:
9 MM

Landstone

3D Wall

Finishes:
 Naturale

Struttura Track Clay



60x120 - 24"x48"
LST 45RT Struttura Track Clay

02 1085

Struttura Track Raw White



60x120 - 24"x48"
LST 85RT Struttura Track Raw White

02 1085

Struttura Track Gravel



60x120 - 24"x48"
LST 15RT Struttura Track Gravel

02 1085

Struttura Track Carbon




60x120 - 24"x48"
LST 25RT Struttura Track Carbon

02 1085

3D wall



Thickness: 9 MM	
	60x120 24"x48" rettificato
	Naturale
	02 1085
	Clay LST 45RT
	Raw White LST 85RT
	Gravel LST 15RT
	Carbon LST 25RT




Thickness:
9 MM

Landstone

Mosaic & decors

* A+B R10

Clay



30x34 - 12"x13 3/8"
LST 447N Esagona Circle Clay

06 3160



30x60 - 12"x24"
LST 444N Mattoncino Clay

04 3130




30x60 - 12"x24"
LST 448N Muretto Circle Clay

04 3150



30x30 - 12"x12"
LST 445N Mos. 5x5 Clay


10 3115



35x40 - 13 3/4"x16"
LST 449N Nest Clay/Walnut

04 3150

Taupe



30x34 - 12"x13 3/8"
LST 557N Esagona Circle Taupe

06 3160




30x60 - 12"x24"
LST 554N Mattoncino Taupe

04 3130




30x60 - 12"x24"
LST 558N Muretto Circle Taupe

04 3150



30x30 - 12"x12"
LST 555N Mos. 5x5 Taupe


10 3115



35x40 - 13 3/4"x16"
LST 559N Nest Taupe/Brown


04 3150

Earth



30x34 - 12"x13 3/8"
LST 667N Esagona Circle Earth

06 3160




30x60 - 12"x24"
LST 664N Mattoncino Earth

04 3130



30x60 - 12"x24"
LST 668N Muretto Circle Earth

04 3150



30x30 - 12"x12"
LST 665N Mos. 5x5 Earth

10 3115



35x40 - 13 3/4"x16"
LST 669N Nest Earth/Almond

04 3150

Raw White




30x34 - 12"x13 3/8"
LST 887N Esagona Circle R.White

06 3160



30x60 - 12"x24"
LST 884N Mattoncino Raw White

04 3130



30x60 - 12"x24"
LST 888N Muretto Circle Raw White


04 3150



30x30 - 12"x12"
LST 885N Mos. 5x5 R.White

10 3115

Gravel




30x34 - 12"x13 3/8"
LST 117N Esagona Circle Gravel

06 3160



30x60 - 12"x24"
LST 114N Mattoncino Gravel

04 3130



30x60 - 12"x24"
LST 118N Muretto Circle Gravel


04 3150



30x30 - 12"x12"
LST 115N Mos. 5x5 Gravel

10 3115

Carbon




30x34 - 12"x13 3/8"
LST 227N Esagona Circle Carbon

06 3160




30x60 - 12"x24"
LST 224N Mattoncino Carbon

04 3130



30x60 - 12"x24"
LST 228N Muretto Circle Carbon

04 3150



30x30 - 12"x12"
LST 225N Mos. 5x5 Carbon

10 3115

Landstone

Technical features

Pezzi speciali / Special pieces / Pièces spéciales / Passende sonder formteile

Thickness 9 MM	Naturale		Naturale		
	01	670	01	676	
	Clay	LST G41K	LST G42K	LST G45K	LST B40K
	Taupe	LST G51K	LST G52K	LST G55K	LST B50K
	Earth	LST G61K	LST G62K	LST G65K	LST B60K
	Raw White	LST G81K	LST G82K	LST G85K	LST B80K
	Gravel	LST G11K	LST G12K	LST G15K	LST B10K
	Carbon	LST G21K	LST G22K	LST G25K	LST B20K

** 6 settimane di consegna / 6 delivery weeks / 6 wochen lieferzeit / 6 semaines de livraison



Special trims 20 MM
Info pag.324



Special trims
20 MM

Stucchi consigliati / Recommended grouts / Couleurs des joints conseillées / Empfohlene Fugen Mörtel Farben

	Kerakoll Grouts	Mapei Grouts	Laticrete Grouts
	43	137	40
	44	123	27
	45	134	57
	03	103	18
	06	110	78
	11	114	22

Landstone

Technical features

Imballi e pesi / Packaging and weights / Emballages et poids / Verpackungen und gewichte

	pcs/box	m ² /box	kg/box	box/pallet	m ² /pallet	kg/pallet
Thickness 9 MM						
120x120	2	2,880	56,0 - MAX WEIGHT	16	46,080	896
100x100	2	2,000	40,9 - MAX WEIGHT	20	40,000	818
60x120	2	1,440	27,3 - MAX WEIGHT	35	50,400	956
60x90	2	1,080	19,8	48	51,840	950
60x60	3	1,080	20,0	48	51,840	960
30x60	7	1,260	23,6	40	50,400	944
OutWalk²⁰_{MM} - Thickness 20 MM						
120x120	1	1,440	62,0 - MAX WEIGHT	16	23,040	992
100x100	1	1,000	43,0 - MAX WEIGHT	21	21,000	903
60x120	1	0,720	31,4 - MAX WEIGHT	33	23,760	1036
60x90	1	0,540	23,1	48	25,920	1109
60x60	2	0,720	31,0 - MAX WEIGHT	32	23,040	992
OutWalk³⁰_{MM} - Thickness 30 MM						
40x80	2	0,640	45,2 - MAX WEIGHT	24	15,360	1085
60x60	2	0,720	49,3 - MAX WEIGHT	22	15,840	1085

Dati tecnici / Technical features / Caracteristiques techniques / Technische eigenschaften

SURFACE	DIN EN 16165 annex B	DIN EN 16165 annex A	BCR	ANSI DCOF	Deep Abrasion Resistance	MOHS	Recommended Use	Resistance to Staining	ANSI A 137.1
Naturale	R10	A+B	DRY > 0.40 WET > 0.40	WET ≥ 0.42	< 175 mm ³	≥ 5	4	5	
Antislip	R11	A+B+C	DRY > 0.40 WET > 0.40	WET ≥ 0.42	< 175 mm ³	≥ 7	5	5	V3
20 MM	R11	A+B+C	DRY > 0.40 WET > 0.40	WET ≥ 0.42	< 130 mm ³	≥ 8	5	5	



Naturale



Antislip



20 MM



Floor: Honey Spazzolato 60x120



Thermae

Thermae di NovaBell celebra l'ancestrale fascino del travertino, la pietra unica e preziosa che ancora oggi, anima le superfici con il proprio caldo abbraccio.

NovaBell's Thermae collection celebrates the ancient charm of travertine, the unique, exquisite stone that still animates surfaces today with its warm embrace.

Thermae de NovaBell célèbre la séduction ancestrale du travertin, pierre unique et précieuse qui, aujourd'hui encore, fait vibrer les surfaces de sa douce chaleur.

Thermae von NovaBell zelebriert den urtümlichen Charme von Travertin, einem einzigartigen, hochwertigen Naturstein, der auch heute noch eine warme Ausstrahlung auf Oberflächen zaubert.



Wall: BRICKUP Ocean Travertino Honey 16x40
Tub: Honey 60x120 20 MM | Floor: Honey 60x120



Wall: Honey 60x120 | Caramel 60x120 | Lisa Honey 30x31,5
Floor: Honey 60x120 | Caramel 60x120 | Honey Spazzolato 60x120



Floor: Grey 100x100



Floor: Honey 60x120 20 MM

Thickness:
9 MM - 20 MM - 30 MM

Colour range

Finishes: **N** Naturale - **S** Spazzolato - **A** Antislip - **O** OutWalk



Honey 9 MM - 20 MM



Caramel 9 MM - 20 MM - 30MM



Milk 9 MM



Grey 9 MM



Storm 9 MM - 20 MM

Thermae

Gres a impasto colorato / Full body colour
Rettificato / Rectified

Thickness: 9 MM Finishes: **N** Naturale - **S** Spazzolato - **A** Antislip

	120x120 48"x48" rettificato		60x120 24"x48" rettificato		100x100 39"x39" rettificato		60x90 24"x36" rettificato		60x60 24"x24" rettificato		30x60 12"x24" rettificato		10x30 4"x12" rettificato	
	Naturale	Spazzolato	Antislip	Naturale	Spazzolato	Naturale	Spazzolato	Naturale	Antislip	Naturale	Spazzolato	Naturale	Naturale	
	02 1115	02 1140	02 1115	02 1085	02 1115	02 1100	02 1125	02 1080	02 1085	03 1065	03 1105	07 1035	28 1075	
Honey	TRM 184R	TRM 184S	TRM 184AS	TRM 42RT	TRM 42SR	TRM 104R	TRM 104S	TRM 49RT	TRM 49AS	TRM 40RT	TRM 40SR	TRM 46RT	TRM 41RT	
Caramel	TRM 183R	TRM 183S	TRM 183AS	TRM 32RT	TRM 32SR	TRM 103R	TRM 103S	TRM 39RT	TRM 39AS	TRM 30RT	TRM 30SR	TRM 36RT	TRM 31RT	
Milk	TRM 188R	TRM 188S	-	TRM 82RT	TRM 82SR	TRM 108R	TRM 108S	TRM 89RT	-	TRM 80RT	TRM 80SR	TRM 86RT	TRM 81RT	
Grey	-	-	-	TRM 12RT	TRM 12SR	TRM 101R	TRM 101S	TRM 19RT	-	TRM 10RT	TRM 10SR	TRM 16RT	TRM 11RT	
Storm	-	-	-	TRM 22RT	TRM 22SR	TRM 102R	TRM 102S	TRM 29RT	TRM 29AS	TRM 20RT	TRM 20SR	TRM 26RT	TRM 21RT	

Thickness: 20 MM **O** OutWalk

	60x120 24"x48" rettificato		100x100 39"x39" rettificato		60x90 24"x36" rettificato		Multisize 60x90 (x2) 60x60 - 30x60		STONECREEK 90 60x60 24"x24" rettificato		80x80 31½"x31½" rettificato		40x80 16"x31½" rettificato	
	01	1130	01	1140	01	1125	1 CP	1135	02	1110				
Honey	TRM 462R		TRM 124R		TRM 469R		TRM M433		Y90460					
Caramel	TRM 362R		TRM 123R		TRM 369R		TRM M333		Y90360					
Storm	TRM 262R		TRM 122R		TRM 269R		TRM M233		Y90260					

Thickness: 30 MM **O** OutWalk

		02 1130	01 1150	02 1135
Caramel		TRM 360R	TRM 388R	TRM 348R



Download catalogue



OutWalk 20 MM

OutWalk 30 MM



Info pag.330

Thickness:
9 MM

Thermae

3D Wall

Finishes:
N Naturale - S Spazzolato

Struttura Mesh Honey



60x120 - 24"x48"
TRM 45RT Struttura Mesh Honey

02 1095

Struttura Mesh Milk



60x120 - 24"x48"
TRM 85RT Struttura Mesh Milk

02 1095

Struttura Mesh Grey



60x120 - 24"x48"
TRM 15RT Struttura Mesh Grey

02 1095

3D wall



Thickness: 9 MM

	60x120 24"x48" rettificato		30x60 12"x24" rettificato	
	Naturale	Naturale	Naturale	Naturale
	02	1095	06	1045
Honey	TRM 45RT		TRM 43RT	
Milk	TRM 85RT		TRM 83RT	
Grey	TRM 15RT		TRM 13RT	



Thickness:
9 MM

Thermae

Mosaic & decors

Stone look
* A+B R10

Honey

N S




30x60 - 12"x24"
TRM 449N Muretto Honey
TRM 449S Muretto Honey Spazzolato

04 3130
3140




30x30 - 12"x12"
TRM 445N Mos. 5x5 Honey

10 3115



30x30 - 12"x12"
TRM 444N Textile Honey

10 3120




30x31,5 - 12"x12 3/4"
TRM 446N Esagona Honey

10 3160



28x28 - 11"x11"
TRM 447N Lisca Honey

10 3135



30x30 - 12"x12"
TRM 448N Trama
Honey/Caramel

10 3145

Caramel

N S




30x60 - 12"x24"
TRM 339N Muretto Caramel
TRM 339S Muretto Caramel Spazzolato

04 3130
3140



30x30 - 12"x12"
TRM 335N Mos. 5x5 Caramel

10 3115



30x30 - 12"x12"
TRM 334N Textile Caramel

10 3120




30x31,5 - 12"x12 3/4"
TRM 336N Esagona Caramel

10 3160



28x28 - 11"x11"
TRM 337N Lisca Caramel

10 3135



30x30 - 12"x12"
TRM 338N Trama
Caramel/Honey

10 3145

Milk

N S



30x60 - 12"x24"
TRM 889N Muretto Milk
TRM 889S Muretto Milk Spazzolato

04 3130
3140



30x30 - 12"x12"
TRM 885N Mos. 5x5 Milk

10 3115



30x30 - 12"x12"
TRM 884N Textile Milk

10 3120




30x31,5 - 12"x12 3/4"
TRM 886N Esagona Milk

10 3160



28x28 - 11"x11"
TRM 887N Lisca Milk

10 3135



30x30 - 12"x12"
TRM 888N Trama
Milk/Storm

10 3145


Grey

N S




30x60 - 12"x24"
TRM 119N Muretto Grey
TRM 119S Muretto Grey Spazzolato

04 3130
3140



30x30 - 12"x12"
TRM 115N Mos. 5x5 Grey

10 3115



30x30 - 12"x12"
TRM 114N Textile Grey

10 3120




30x31,5 - 12"x12 3/4"
TRM 116N Esagona Grey

10 3160



28x28 - 11"x11"
TRM 117N Lisca Grey

10 3135



30x30 - 12"x12"
TRM 118N Trama
Grey/Storm

10 3145

Storm

N S




30x60 - 12"x24"
TRM 229N Muretto Storm
TRM 229S Muretto Storm Spazzolato

04 3130
3140




30x30 - 12"x12"
TRM 225N Mos. 5x5 Storm

10 3115



30x30 - 12"x12"
TRM 224N Textile Storm

10 3120




30x31,5 - 12"x12 3/4"
TRM 226N Esagona Storm

10 3160



28x28 - 11"x11"
TRM 227N Lisca Storm

10 3135



30x30 - 12"x12"
TRM 228N Trama
Storm/Grey

10 3145

Thermae

Technical features

Pezzi speciali / Special pieces / Pièces spéciales / Passende sonder formteile

Thickness 9 MM	Naturale		Naturale	
	01	670	01	676
	01	670	01	676
	15	230		
Milk	TRM G81K	TRM G82K	TRM G85K	TRM B80K
Grey	TRM G11K	TRM G12K	TRM G15K	TRM B10K
Storm	TRM G21K	TRM G22K	TRM G25K	TRM B20K
Honey	TRM G41K	TRM G42K	TRM G45K	TRM B40K
Caramel	TRM G31K	TRM G32K	TRM G35K	TRM B30K

** 6 settimane di consegna / 6 delivery weeks / 6 wochen lieferzeit / 6 semaines de livraison



Special trims 20 MM
Info pag.324



Special trims 20 MM

Stucchi consigliati / Recommended grouts / Couleurs des joints conseillées / Empfohlene Fugen Mörtel Farben

	Kerakoll Grouts	Mapei Grouts	Laticrete Grouts
Milk	03	103	18
Grey	04	111	88
Storm	07	127	42
Honey	21	130	23
Caramel	44	132	56

Thermae

Technical features

Imballi e pesi / Packaging and weights / Emballages et poids / Verpackungen und gewichte

	pcs/box	m ² /box	kg/box	box/pallet	m ² /pallet	kg/pallet
Thickness 9 MM						
120x120	2	2,880	56,0 - MAX WEIGHT	16	46,080	896
100x100	2	2,000	40,9 - MAX WEIGHT	20	40,000	818
60x120	2	1,440	27,3 - MAX WEIGHT	35	50,400	956
60x90	2	1,080	19,8	48	51,840	950
60x60	3	1,080	20,0	48	51,840	960
30x60	7	1,260	23,6	40	50,400	944
30x60 Struttura	6	1,080	23,2	40	43,200	928
10x30	28	0,840	18,2	56	47,040	1019
OutWalk²⁰ MM - Thickness 20 MM						
100x100	1	1,000	43,0 - MAX WEIGHT	21	21,000	903
60x120	1	0,720	31,4 - MAX WEIGHT	33	23,760	1036
60x90	1	0,540	23,1	48	25,920	1109
60x60	2	0,720	31,0 - MAX WEIGHT	32	23,040	992
Multisize	1 CP	1,620	71,7	14 CP	22,680	1004
OutWalk³⁰ MM - Thickness 30 MM						
80x80	1	0,640	45,2 - MAX WEIGHT	24	15,360	1085
40x80	2	0,640	45,2 - MAX WEIGHT	24	15,360	1085
60x60	2	0,720	49,3 - MAX WEIGHT	22	15,840	1085

Dati tecnici / Technical features / Caracteristiques techniques / Technische eigenschaften

SURFACE	DIN EN 16165 annex B	DIN EN 16165 annex A	BCR	ANSI DCOF	Deep Abrasion Resistance	MOHS	Recommended Use	Resistance to Staining	ANSI A 137.1
Naturale	R10	A+B	DRY > 0.40 WET > 0.40	WET ≥ 0.42	< 175 mm ³	≥ 5	4	5	
Spazzolato	-	-	DRY > 0.40 WET > 0.40	-	< 175 mm ³	-	3	≥ 3	
Antislip	R11	A+B+C	DRY > 0.40 WET > 0.40	WET ≥ 0.42	< 175 mm ³	≥ 7	5	5	V3
20 MM	R11	A+B+C	DRY > 0.40 WET > 0.40	WET ≥ 0.42	< 130 mm ³	≥ 8	5	5	
30 MM	R11	A+B+C	DRY > 0.40 WET > 0.40	WET ≥ 0.42	< 130 mm ³	≥ 8	5	5	



Naturale



Spazzolato



Antislip



20 MM



30 MM



Wall: Basalt 60x120 | Basalt 60x60 | Basalt 30x60
Floor: Basalt 100x100

Aspen

Aspen è un inedito gres porcellanato effetto pietra che nasce dalla selezione di superfici naturali eterogenee che hanno un denominatore comune, l'eleganza materica.

Aspen is unique stone-effect porcelain stoneware based on a selection of varied natural surfaces with a common denominator: tactile elegance.

Aspen est un grès cérame inédit effet pierre issu de la sélection de surfaces naturelles hétérogènes ayant un dénominateur commun, l'élégance matérielle.

Aspen ist ein neues Feinsteinzeug mit Natursteinoptik, das aus der Auswahl heterogener natürlicher Oberflächen entsteht, welche sich durch folgenden gemeinsamen Nenner auszeichnen: materialbetonte Eleganz.



Wall: Struttura Grooves Sand Moon 60x120 | Counter: FORGE Bronzo 60x120
Floor: Sand Moon 100x100



Wall: Struttura Grooves Oxide 30x60
Floor: Snow 60x60



Wall: Snow 60x90 20 MM | Copertina 30x60
Floor: Snow Multisize 20 MM

Thickness:
9 MM - 20 MM - 30 MM

Colour range

Finishes:

N Naturale - **A** Antislip - **O** OutWalk



Sand Moon 9 MM - 20 MM




Snow 9 MM - 20 MM



Rock Grey 9 MM - 20 MM - 30MM



Oxide 9 MM - 20 MM



Basalt 9 MM - 20 MM

Aspen

Gres a impasto colorato / Full body colour
Rettificato / Rectified

Thickness: 9 MM Finishes: **N** Naturale - **A** Antislip

	60x120 24"x48" rettificato	100x100 39"x39" rettificato	60x60 24"x24" rettificato	30x60 12"x24" rettificato	10x30 4"x12" rettificato			
	Naturale	Antislip	Naturale	Naturale	Antislip	Naturale	Antislip	Naturale
	02 1075	02 1075	02 1090	03 1065	03 1070	07 1035	07 1040	28 1070
Sand Moon	APN 42RT	APN 42AS	APN 104R	APN 40RT	APN 47AS	APN 46RT	APN 44AS	APN 41RT
Snow	APN 82RT	APN 82AS	APN 108R	APN 80RT	-	APN 86RT	-	APN 81RT
Rock Grey	APN 12RT	APN 12AS	APN 101R	APN 10RT	APN 17AS	APN 16RT	APN 14AS	APN 11RT
Oxide	APN 72RT	-	APN 107R	APN 70RT	-	APN 76RT	-	APN 71RT
Basalt	APN 22RT	-	APN 102R	APN 20RT	APN 27AS	APN 26RT	APN 24AS	APN 21RT

Thickness: 20 MM **O** OutWalk

	60x180 24"x71" rettificato	60x120 24"x48" rettificato	100x100 39"x39" rettificato	60x90 24"x36" rettificato	Multisize 60x90 (x2) 60x60 - 30x60	STONECREEK 80 60x60 24"x24" rettificato	80x80 31½"x31½" rettificato	40x80 16"x31½" rettificato
	01 1130	01 1125	01 1135	01 1120	1 CP 1130	02 1110		
Sand Moon	-	APN 49RT	APN 124R	-	-	Y80460		
Snow	APN 818R	-	-	APN 869R	APN M833	-		
Rock Grey	APN 118R	APN 19RT	APN 121R	APN 169R	APN M133	Y80160		
Oxide	-	APN 79RT	APN 127R	APN 769R	APN M733	Y80760		
Basalt	APN 218R	APN 29RT	APN 122R	APN 269R	APN M233	Y80260		

Thickness: 30 MM **O** OutWalk

Rock Grey	02 1130	01 1150	02 1135
	APN 160R	APN 188R	APN 148R



Download catalogue



OutWalk 20 MM

OutWalk 30 MM



Info pag.330

Thickness:
9 MM

Aspen

3D Wall

Finishes:
Naturale

Struttura Grooves Sand Moon



60x120 - 24"x48"
APN 45RT Struttura Grooves Sand Moon

02 1085

Struttura Grooves Snow



60x120 - 24"x48"
APN 85RT Struttura Grooves Snow

02 1085

Struttura Grooves Rock Grey



60x120 - 24"x48"
APN 15RT Struttura Grooves Rock Grey

02 1085


Struttura Grooves Oxide



60x120 - 24"x48"
APN 75RT Struttura Grooves Oxide

02 1085

Struttura Grooves Basalt



60x120 - 24"x48"
APN 25RT Struttura Grooves Basalt

02 1085

3D wall




Thickness:		9 MM	
	60x120 24"x48" rettificato	30x60 12"x24" rettificato	
	Naturale	Naturale	
	02	06	1045
	Sand Moon	APN 45RT	APN 43RT
	Snow	APN 85RT	APN 83RT
	Rock Grey	APN 15RT	APN 13RT
	Oxide	APN 75RT	APN 73RT
	Basalt	APN 25RT	APN 23RT

Thickness:
9 MM

Aspen

Mosaic & decors



Sand Moon




30x60 - 12"x24"
APN 447N Mattoncino Sand Moon

04 3120




30x30 - 12"x12"
APN 445N Mos. 5x5 Sand Moon

10 3115




30x30 - 12"x12"
APN 448N Mos. Trama
Sand Moon/Rock Grey

10 3145



30x30 - 12"x12"
APN 446N Mos. Sassi Sand Moon


10 3170



30x30 - 12"x12"
APN 481N Mos. Sassi Mix Chiaro

10 3170

Snow




30x60 - 12"x24"
APN 887N Mattoncino Snow

04 3120




30x30 - 12"x12"
APN 885N Mos. 5x5 Snow

10 3115



30x30 - 12"x12"
APN 888N Mos. Trama
Snow/Rock Grey

10 3145



30x30 - 12"x12"
APN 886N Mos. Sassi Snow

10 3170

Rock Grey




30x60 - 12"x24"
APN 117N Mattoncino Rock Grey

04 3120




30x30 - 12"x12"
APN 115N Mos. 5x5 Rock Grey

10 3115




30x30 - 12"x12"
APN 118N Mos. Trama
Rock Grey/Basalt

10 3145



30x30 - 12"x12"
APN 116N Mos. Sassi Rock Grey

10 3170



30x30 - 12"x12"
APN 721N Mos. Sassi Mix Scuro

10 3170

Oxide




30x60 - 12"x24"
APN 777N Mattoncino Oxide

04 3120




30x30 - 12"x12"
APN 775N Mos. 5x5 Oxide

10 3115



30x30 - 12"x12"
APN 778N Mos. Trama
Oxide/Rock Grey

10 3145



30x30 - 12"x12"
APN 776N Mos. Sassi Oxide


10 3170

Basalt




30x60 - 12"x24"
APN 227N Mattoncino Basalt

04 3120




30x30 - 12"x12"
APN 225N Mos. 5x5 Basalt

10 3115



30x30 - 12"x12"
APN 228N Mos. Trama
Basalt/Rock Grey

10 3145



30x30 - 12"x12"
APN 226N Mos. Sassi Basalt

10 3170

Aspen

Technical features

Pezzi speciali / Special pieces / Pièces spéciales / Passende sonder formteile

Thickness 9 MM	Naturale		Naturale	
	01	670	01	676
	01	670	01	676
	15	230		
Sand Moon	APN G41K		APN G42K	
Snow	APN G81K		APN G82K	
Rock Grey	APN G11K		APN G12K	
Oxide	APN G71K		APN G72K	
Basalt	APN G21K		APN G22K	
			APN G45K	
			APN G85K	
			APN G15K	
			APN G75K	
			APN G25K	
			APN B40K	
			APN B80K	
			APN B10K	
			APN B70K	
			APN B20K	

** 6 settimane di consegna / 6 delivery weeks / 6 wochen lieferzeit / 6 semaines de livraison



Special trims 20 MM
Info pag.324



Special trims
20 MM

Stucchi consigliati / Recommended grouts / Couleurs des joints conseillées / Empfohlene Fugen Mörtel Farben

	Kerakoll Grouts	Mapei Grouts	Laticrete Grouts
Sand Moon	21	123	27
Snow	03	103	18
Rock Grey	06	110	78
Oxide	06	110	78
Basalt	09	113	60

Aspen

Technical features

Imballi e pesi / Packaging and weights / Emballages et poids / Verpackungen und gewichte

	pcs/box	m ² /box	kg/box	box/pallet	m ² /pallet	kg/pallet
Thickness 9 MM						
100x100	2	2,000	40,9 - MAX WEIGHT	20	40,000	818
60x120	2	1,440	27,3 - MAX WEIGHT	35	50,400	956
60x60	3	1,080	20,0	48	51,840	960
30x60	7	1,260	23,6	40	50,400	944
60x120 Struttura	2	1,440	27,3 - MAX WEIGHT	35	50,400	956
30x60 Struttura	6	1,080	23,2	40	43,200	928
10x30	28	0,840	18,2	56	47,040	1019
OutWalk 20 MM - Thickness 20 MM						
60x180	1	1,080	46,8 - MAX WEIGHT	22	23,760	1030
100x100	1	1,000	43,0 - MAX WEIGHT	21	21,000	903
60x120	1	0,720	31,4 - MAX WEIGHT	33	23,760	1036
60x90	1	0,540	23,1	48	25,920	1109
60x60	2	0,720	31,0 - MAX WEIGHT	32	23,040	992
Multisize	1 CP	1,620	71,7	14 CP	22,680	1004
OutWalk 30 MM - Thickness 30 MM						
80x80	1	0,640	45,2 - MAX WEIGHT	24	15,360	1085
40x80	2	0,640	45,2 - MAX WEIGHT	24	15,360	1085
60x60	2	0,720	49,3 - MAX WEIGHT	22	15,840	1085

Dati tecnici / Technical features / Caracteristiques techniques / Technische eigenschaften

SURFACE	DIN EN 16165 annex B	DIN EN 16165 annex A	BCR	ANSI DCOF	Deep Abrasion Resistance	MOHS	Recommended Use	Resistance to Staining	ANSI A 137.1
Naturale	R10	A+B	DRY > 0.40 WET > 0.40	WET ≥ 0.42	< 175 mm ³	≥ 5	4	5	V3
Antislip	R11	A+B+C	DRY > 0.40 WET > 0.40	WET ≥ 0.42	< 175 mm ³	≥ 7	5	5	
20 MM	R11	A+B+C	DRY > 0.40 WET > 0.40	WET ≥ 0.42	< 130 mm ³	≥ 8	5	5	
30 MM	R11	A+B+C	DRY > 0.40 WET > 0.40	WET ≥ 0.42	< 130 mm ³	≥ 8	5	5	



Naturale



Antislip



20 MM



30 MM



Wall: Dark Brown 20x120 | FUSION Beige 6x25
Floor: Dark Brown 60x120

Maxima

Il fascino intatto della pietra piacentina. Maxima offre un'interpretazione ceramica straordinariamente fedele della pietra piacentina, una tra le superfici più apprezzate nel mondo dell'outdoor design.

The timeless charm of pietra piacentina. Maxima offers a stunningly accurate ceramic interpretation of pietra piacentina, one of the most popular outdoor design surfaces.

Le charme pur de la pietra piacentina. Maxima livre une interprétation céramique incroyablement fidèle de la pietra piacentina, l'une des surfaces les plus appréciées dans l'univers du design extérieur.

Die immerwährende faszination Des pietra piacentina. Maxima ist eine besonders naturgetreue keramische interpretation des pietra piacentina, ein beliebtes belagsmaterial im bereich outdoor-design.



Wall: Sand 60x120 | Worktop: FUSION Smeraldo 6x25
Floor: Sand 60x120



Wall: Sand 60x120
 Floor: Sand 60x120 20 MM



Wall: Grigio 20x120
 Floor: Grigio 60x120 20 MM
 Griglia Grigio 20x60x2 20 MM | Angolo Griglia SX/DX Grigio 20x60x2 20 MM
 Gradino Elle Grigio 30x120x6,5 20 MM | Gradino Angolo Elle Grigio 30x120x6,5 20 MM

Thickness:
9 MM - 20 MM

Colour range


Finishes:

N Naturale - **A** Antislip - **O** OutWalk



Sand

9 MM - 20 MM



White Moon

9 MM



Grigio

9 MM - 20 MM



Dark Brown

9 MM - 20 MM

Maxima

Gres a impasto colorato / Full body colour
Rettificato / Rectified

Thickness: **9 MM** Finishes: **N** Naturale - **A** Antislip

	60x120 24"x48" rettificato		20x120 8"x48" rettificato		60x60 24"x24" rettificato		30x60 12"x24" rettificato					
	Naturale	Antislip	Naturale	Antislip	Naturale	Antislip	Naturale	Antislip				
	02	1075	02	1075	04	1090	03	1065	07	1040	07	1040
Sand	MXM 42RT	MXM 42AS	MXM 41RT	MXM 40RT	MXM 46RT	MXM 46AS						
White Moon	MXM 82RT	MXM 82AS	MXM 81RT	MXM 80RT	MXM 86RT	MXM 86AS						
Grigio	MXM 12RT	MXM 12AS	MXM 11RT	MXM 10RT	MXM 16RT	MXM 16AS						
Dark Brown	MXM 62RT	-	MXM 61RT	MXM 60RT	MXM 66RT	-						

Thickness: **20 MM** **O** OutWalk

	60x120 24"x48" rettificato	
	Naturale	Antislip
	01	1125
Sand	MXM 462R	
Grigio	MXM 162R	
Dark Brown	MXM 662R	



Download catalogue



OutWalk 20 MM



Info pag.330



Wall: White Moon 30x60 | Muretto White Moon 30x60
 Floor: White Moon 60x120




Thickness:
9 MM


Maxima

Mosaic & decors

Sand




30x60 - 12"x24"
MXM 446K Muretto Sand 04 **3130**




30x30 - 12"x12"
MXM 445K Mos. 5x5 Sand 10 **3115**

White Moon



30x60 - 12"x24"
MXM 886K Muretto White Moon 04 **3130**



30x30 - 12"x12"
MXM 885K Mos. 5x5 W. Moon 10 **3115**

Grigio




30x60 - 12"x24"
MXM 116K Muretto Grigio 04 **3130**




30x30 - 12"x12"
MXM 115K Mos. 5x5 Grigio 10 **3115**

Dark Brown



30x60 - 12"x24"
MXM 666K Muretto Dark Brown 04 **3130**



30x30 - 12"x12"
MXM 665K Mos. 5x5 D. Brown 10 **3115**

Maxima

Technical features

Pezzi speciali / Special pieces / Pièces spéciales / Passende sonder formteile

Thickness 9 MM	Naturale		Naturale	
	01	670	01	676
	01	670	01	676
	15	230		
Sand	MXM G41K	MXM G42K	MXM G45K	MXM B40K
White Moon	MXM G81K	MXM G82K	MXM G85K	MXM B80K
Grigio	MXM G11K	MXM G12K	MXM G15K	MXM B10K
Dark Brown	MXM G61K	MXM G62K	MXM G65K	MXM B60K

** 6 settimane di consegna / 6 delivery weeks / 6 wochen lieferzeit / 6 semaines de livraison



Special trims 20 MM
Info pag.324



Special trims
20 MM

Stucchi consigliati / Recommended grouts / Couleurs des joints conseillées / Empfohlene Fugen Mörtel Farben

	Kerakoll Grouts	Mapei Grouts	Laticrete Grouts
Sand	44	123	27
White Moon	03	103	18
Grigio	08	112	60
Dark Brown	10	113	34

Maxima

Technical features

Imballi e pesi / Packaging and weights / Emballages et poids / Verpackungen und gewichte

	pcs/box	m ² /box	kg/box	box/pallet	m ² /pallet	kg/pallet
Thickness 9 MM						
60x120	2	1,440	27,3 - MAX WEIGHT	35	50,400	956
20x120	4	0,960	18,4	40	38,400	736
60x60	3	1,080	20,0	48	51,840	960
30x60	7	1,260	23,6	40	50,400	944
OutWalk 20^{20MM} - Thickness 20 MM						
60x120	1	0,720	31,4 - MAX WEIGHT	33	23,760	1036

Dati tecnici / Technical features / Caracteristiques techniques / Technische eigenschaften

SURFACE	DIN EN 16165 annex B	DIN EN 16165 annex A	BCR	ANSI DCOF	Deep Abrasion Resistance	MOHS	Recommended Use	Resistance to Staining	ANSI A 137.1
Naturale	R10	A+B	DRY > 0.40 WET > 0.40	WET ≥ 0.42	< 175 mm ³	≥ 5	4	5	
Antislip	R11	A+B+C	DRY > 0.40 WET > 0.40	WET ≥ 0.42	< 175 mm ³	≥ 7	5	5	V3
20 MM	R11	A+B+C	DRY > 0.40 WET > 0.40	WET ≥ 0.42	< 130 mm ³	≥ 8	5	5	



Naturale



Antislip



20 MM



Floor: Shadow 100x100 20 MM

Lounge+Decor

Lounge è la narrazione che si fa superficie, è il racconto di tante storie che si intrecciano per formare un linguaggio estetico innovativo e originale.

Lounge is storytelling transformed into surfaces, countless tales interwoven to form an innovative, original aesthetic language.

Lounge est la narration qui se fait surface, le récit d'innombrables histoires qui s'entrecroisent pour former un langage esthétique innovant et original.


Lounge vereint eine Vielzahl von Inspirationen, die sich zu einer innovativen und originellen Designsprache verknüpfen.



Wall: Ivory 100x100 | FUSION Antracite 6x25
Floor: Ivory 100x100



Wall: Pearl 60x120 | Shadow 60x120 | Struttura Leaf Shadow 60x120
Floor: Shadow 60x120



Wall / Floor: Decor Square Steel 80x80



Wall: Decor 10 Shadow 60x120
Floor: Decor Square Wood Steel 80x80

Thickness:
9 MM - 20 MM - 30 MM

Colour range

Finishes:
N Naturale - O OutWalk



Ivory

9 MM



Earth

9 MM - 20 MM




Pearl

9 MM - 20 MM



Steel

9 MM - 20 MM - 30MM



Shadow

9 MM - 20 MM

Lounge

Gres a impasto colorato / Full body colour
Rettificato / Rectified

Thickness: 9 MM		Finishes: N Naturale											
		60x120 24"x48" rettificato	100x100 39"x39" rettificato	80x80 31½"x31½" rettificato	60x60 24"x24" rettificato	30x60 12"x24" rettificato							
		Naturale		Naturale		Naturale		Naturale		Naturale			
		02	1075	02	1090	02	1080	03	1065	07	1035		
Ivory		LNG 82RT		LNG 108R		LNG 88RT		LNG 80RT		LNG 86RT			
Earth		LNG 62RT		LNG 106R		LNG 68RT		LNG 60RT		LNG 66RT			
Pearl		LNG 12RT		LNG 101R		LNG 18RT		LNG 10RT		LNG 16RT			
Steel		LNG 22RT		LNG 102R		LNG 28RT		LNG 20RT		LNG 26RT			
Shadow		LNG 92RT		LNG 109R		LNG 98RT		LNG 90RT		LNG 96RT			

Thickness: 20 MM		O OutWalk											
		60x120 24"x48" rettificato	100x100 39"x39" rettificato	60x90 24"x36" rettificato	Multisize 60x90 (x2) 60x60 - 30x60	60x60 24"x24" rettificato	80x80 31½"x31½" rettificato	40x80 16"x31½" rettificato					
		01	1125	01	1135	01	1120	1 CP	1130	02	1110	01	1115
Earth		LNG 662R		-		LNG 669R		LNG M633		LNG 160R		LNG 67RT*	
Pearl		LNG 162R		LNG 121R		LNG 169R		LNG M133		LNG 110R		LNG 17RT	
Steel		LNG 262R*		LNG 122R		LNG 269R		LNG M233		LNG 120R		LNG 27RT*	
Shadow		LNG 962R*		LNG 129R		LNG 969R		LNG M933		LNG 190R		LNG 97RT*	

Thickness: 30 MM		O OutWalk					
		02	1130	01	1150	02	1135
Steel		LNG 260R		LNG 288R		LNG 248R	



Download catalogue



OutWalk 20 MM

OutWalk 30 MM



Info pag.330

Thickness:
9 MM

Lounge

3D Wall

Finishes:
N Naturale


Struttura Leaf Ivory



60x120 - 24"x48"
LNG 85RT Struttura Leaf Ivory

02 1100

Struttura Leaf Pearl



60x120 - 24"x48"
LNG 15RT Struttura Leaf Pearl

02 1100

Struttura Leaf Shadow



60x120 - 24"x48"
LNG 95RT Struttura Leaf Shadow

02 1100

3D wall



Thickness: 9 MM

		60x120 24"x48" rettificato
	Naturale	
	02	1100
	Ivory	LNG 85RT
	Pearl	LNG 15RT
	Shadow	LNG 95RT



Thickness:
9 MM

Lounge

Mosaic & decors

Ivory



30x60 - 12"x24"
LNG 889N Muretto Ivory

04 3130



30x30 - 12"x12"
LNG 885N Mos. 5x5 Ivory

10 3115

Earth



30x60 - 12"x24"
LNG 669N Muretto Earth


04 3130



30x30 - 12"x12"
LNG 665N Mos. 5x5 Earth

10 3115

Pearl



30x60 - 12"x24"
LNG 119N Muretto Pearl

04 3130



30x30 - 12"x12"
LNG 115N Mos. 5x5 Pearl

10 3115

Steel



30x60 - 12"x24"
LNG 229N Muretto Steel


04 3130



30x30 - 12"x12"
LNG 225N Mos. 5x5 Steel


10 3115

Shadow



30x60 - 12"x24"
LNG 999N Muretto Shadow

04 3130



30x30 - 12"x12"
LNG 995N Mos. 5x5 Shadow

10 3115



20x20 - 8"x8"
LNG 100K Cementine Geo

27 1105

Thickness:
9 MM

Lounge Decor

60x120

Finishes:
Naturale

Decor 10 Pearl



60x120 - 24"x48"
LNG D10 Decor 10 Pearl 02 1100

Decor 30 Pearl



60x120 - 24"x48"
LNG D13 Decor 30 Pearl 02 1100

Decor 10 Steel




60x120 - 24"x48"
LNG D20 Decor 10 Steel 02 1100

Decor 30 Steel




60x120 - 24"x48"
LNG D23 Decor 30 Steel 02 1100

Decor 10 Shadow



60x120 - 24"x48"
LNG D90 Decor 10 Shadow 02 1100

Decor 30 Shadow



60x120 - 24"x48"
LNG D93 Decor 30 Shadow 02 1100

Thickness: 9 MM		
	60x120 - 24"x48" rettificato	60x120 - 24"x48" rettificato
	Naturale	Naturale
	02 1100	02 1100
Pearl	LNG D10	LNG D13
Steel	LNG D20	LNG D23
Shadow	LNG D90	LNG D93

Thickness:
9 MM

Lounge Decor

80x80

Decor Square Pearl



80x80 - 31½"x31½"
LNG D18 Decor Square Pearl 02 1100

Decor Line Pearl/Steel




80x80 - 31½"x31½"
LNG D29 Decor Line Pearl/Steel 02 1100

Decor Square Wood Pearl



80x80 - 31½"x31½"
LNG D15 Decor Square Wood Pearl 02 1100

Decor Square Steel



80x80 - 31½"x31½"
LNG D28 Decor Square Steel 02 1100

Decor Line Pearl/Shadow




80x80 - 31½"x31½"
LNG D99 Decor Line Pearl/Shadow 02 1100

Decor Square Wood Steel



80x80 - 31½"x31½"
LNG D25 Decor Square Wood Steel 02 1100

Decor Square Shadow



80x80 - 31½"x31½"
LNG D98 Decor Square Shadow 02 1100

Thickness: 9 MM			
	80x80 31½"x31½" rettificato	80x80 31½"x31½" rettificato	80x80 31½"x31½" rettificato
	Naturale	Naturale	Naturale
	02 1100	02 1100	02 1100
Pearl	LNG D18	LNG D29 Pearl/Steel	LNG D15
Steel	LNG D28	LNG D99 Pearl/Shadow	LNG D25
Shadow	LNG D98		-

Lounge

Technical features

Pezzi speciali / Special pieces / Pièces spéciales / Passende sonder formteile

Thickness 9 MM	Naturale		Naturale	
	01	670	01	676
	01	670	01	676
Ivory	LNG G81K		LNG G82K	
Earth	LNG G61K		LNG G62K	
Pearl	LNG G11K		LNG G12K	
Steel	LNG G21K		LNG G22K	
Shadow	LNG G91K		LNG G92K	

** 6 settimane di consegna / 6 delivery weeks / 6 wochen lieferzeit / 6 semaines de livraison



Special trims 20 MM
Info pag.324



Special trims
20 MM

Stucchi consigliati / Recommended grouts / Couleurs des joints conseillées / Empfohlene Fugen Mörtel Farben

	Kerakoll Grouts	Mapei Grouts	Laticrete Grouts
Ivory	03	103	18
Earth	45	133	56
Pearl	05	111	89
Steel	06	110	78
Shadow	10	119	60

Lounge

Technical features

Imballi e pesi / Packaging and weights / Emballages et poids / Verpackungen und gewichte

	pcs/box	m ² /box	kg/box	box/pallet	m ² /pallet	kg/pallet
Thickness 9 MM						
100x100	2	2,000	40,9 - MAX WEIGHT	20	40,000	818
60x120	2	1,440	27,3 - MAX WEIGHT	35	50,400	956
80x80	2	1,280	22,9	40	51,200	916
60x60	3	1,080	20,0	48	51,840	960
30x60	7	1,260	23,6	40	50,400	944
60x120 Struttura	2	1,440	27,3 - MAX WEIGHT	35	50,400	956
OutWalk²⁰_{MM} - Thickness 20 MM						
100x100	1	1,000	43,0 - MAX WEIGHT	21	21,000	903
80x80	1	0,640	27,6 - MAX WEIGHT	40	25,600	1104
60x120	1	0,720	31,4 - MAX WEIGHT	33	23,760	1036
60x90	1	0,540	23,1	48	25,920	1109
60x60	2	0,720	31,0 - MAX WEIGHT	32	23,040	992
Multisize	1 CP	1,620	71,7	14 CP	22,680	1004
OutWalk³⁰_{MM} - Thickness 30 MM						
80x80	1	0,640	45,2 - MAX WEIGHT	24	15,360	1085
40x80	2	0,640	45,2 - MAX WEIGHT	24	15,360	1085
60x60	2	0,720	49,3 - MAX WEIGHT	22	15,840	1085

Dati tecnici / Technical features / Caracteristiques techniques / Technische eigenschaften

SURFACE	DIN EN 16165 annex B	DIN EN 16165 annex A	BCR	ANSI DCOF	Deep Abrasion Resistance	MOHS	Recommended Use	Resistance to Staining	ANSI A 137.1
Naturale	R10	A+B	DRY > 0.40 WET > 0.40	WET ≥ 0.42	< 175 mm ³	≥ 5	4	5	
20 MM	R11	A+B+C	DRY > 0.40 WET > 0.40	WET ≥ 0.42	< 130 mm ³	≥ 8	5	5	V3
30 MM	R11	A+B+C	DRY > 0.40 WET > 0.40	WET ≥ 0.42	< 130 mm ³	≥ 8	5	5	



Naturale



20 MM



30 MM



Wall: Struttura Cesello Light Grey 30x120 | Light Grey 30x120 | Slate 60x120 | EICHE Timber 20x120
Floor: Light Grey 60x60

Norgestone

Attraverso la profonda ricerca di straordinarie pietre provenienti dal Nord Europa nasce Norgestone, il gres porcellanato NovaBell che consegna all'architettura contemporanea un intenso progetto di superfici essenziali ed equilibrate.

In-depth research into the amazing stones from Northern Europe gives us Norgestone, the NovaBell porcelain stoneware that offers contemporary architecture a collection of simple, tasteful yet high-impact surfaces.

C'est d'une minutieuse recherche parmi les pierres extraordinaires de l'Europe du Nord que provient Norgestone, le grès cérame NovaBell qui offre à l'architecture contemporaine un grand projet de surfaces essentielles et harmonieuses.

Eindrucksvolle Natursteinarten aus dem nordeuropäischen Raum sind der Ausgangspunkt für die Entwicklung von Norgestone, einem umfangreichen Feinsteinzeug-Projekt aus dem Hause NovaBell mit sachlich-harmonischen Oberflächen für die moderne Architektur.



Wall: Struttura Cesello Dark Grey 60x120 | Struttura Cesello Taupe 60x120
Floor: Dark Grey 60x120 | Dark Grey 60x120 20 MM



Floor: Struttura Cesello Dark Grey 60x120




Wall: Dark Grey 60x180 20 MM
Floor: Light Grey 60x120 20 MM


Thickness:
9 MM - 20 MM - 30 MM

Colour range


Finishes:
N Naturale - O OutWalk



Ivory 9 MM - 20 MM




Taupe 9 MM - 20 MM



Light Grey 9 MM - 20 MM



Dark Grey 9 MM - 20 MM - 30MM



Slate 9 MM - 20 MM

Norgestone

Gres a impasto colorato / Full body colour
Rettificato / Rectified

Thickness: 9 MM		Finishes: N Naturale									
		60x120 24"x48" rettificato		30x120 12"x48" rettificato		80x80 31½"x31½" rettificato		60x60 24"x24" rettificato		30x60 12"x24" rettificato	
		Naturale		Naturale		Naturale		Naturale		Naturale	
		02	1075	03	1080	02	1075	03	1065	07	1035
Ivory		NST 82RT		NST 83RT		-		NST 80RT		NST 86RT	
Taupe		NST 42RT		NST 43RT		NST 48RT		NST 40RT		NST 46RT	
Light Grey		NST 12RT		NST 13RT		NST 18RT		NST 10RT		NST 16RT	
Dark Grey		NST 22RT		NST 23RT		NST 28RT		NST 20RT		NST 26RT	
Slate		NST 92RT		NST 93RT		-		NST 90RT		NST 96RT	

Thickness: 20 MM		OutWalk													
		60x180 24"x71" rettificato		60x120 24"x48" rettificato		60x90 24"x36" rettificato		Multisize 60x90 (x2) 60x60 - 30x60		STONECREEK 50 60x60 24"x24" rettificato		80x80 31½"x31½" rettificato		40x80 16"x31½" rettificato	
		01	1130	01	1125	01	1120	1CP	1130	02	1110				
Ivory		-		-		NST 869R		NST M833		-					
Taupe		-		NST 49RT		-		-		Y50460					
Light Grey		NST 118R		NST 19RT		NST 169R		NST M133		Y50160					
Dark Grey		NST 218R		NST 29RT		NST 269R		NST M233		Y50260					
Slate		-		NST 99RT		-		-		Y50960					

Thickness:		OutWalk					
		02	1130	01	1150	02	1135
Dark Grey		NST 260R		NST 288R		NST 248R	



Download catalogue



OutWalk 20 MM

OutWalk 30 MM



Info pag.330

Thickness:
9 MM

Norgestone

3D Wall

Finishes:
Naturale

Struttura Cesello Ivory



60x120 - 24"x48"
NST 81RT Struttura Cesello Ivory

02 1085

Struttura Cesello Taupe



60x120 - 24"x48"
NST 41RT Struttura Cesello Taupe

02 1085

Struttura Cesello Light Grey



60x120 - 24"x48"
NST 11RT Struttura Cesello Light Grey

02 1085

Struttura Cesello Dark Grey



60x120 - 24"x48"
NST 21RT Struttura Cesello Dark Grey

02 1085

Struttura Cesello Slate



60x120 - 24"x48"
NST 91RT Struttura Cesello Slate

02 1085

3D wall



Thickness:		9 MM					
		60x120 24"x48" rettificato	30x120 12"x48" rettificato	30x60 12"x24" rettificato			
		Naturale	Naturale	Naturale			
		02	03	07	1085	1085	1045
	Ivory	NST 81RT	NST 811R	NST 861R			
	Taupe	NST 41RT	NST 411R	NST 461R			
	Light Grey	NST 11RT	NST 111R	NST 161R			
	Dark Grey	NST 21RT	NST 211R	NST 261R			
	Slate	NST 91RT	NST 911R	NST 961R			




Thickness:
9 MM

Norgestone


Mosaic & decors

Ivory



30x60 - 12"x24"
NST 887N Muretto Ivory

04 3130



30x60 - 12"x24"
NST 886N Muretto Mix Ivory

04 3130



30x30 - 12"x12"
NST 885N Mos. 5x5 Ivory

10 3115

Taupe



30x60 - 12"x24"
NST 447N Muretto Taupe

04 3130



30x60 - 12"x24"
NST 446N Muretto Mix Taupe

04 3130



30x30 - 12"x12"
NST 445N Mos. 5x5 Taupe

10 3115

Light Grey




30x60 - 12"x24"
NST 117N Muretto Light Grey

04 3130



30x60 - 12"x24"
NST 116N Muretto Mix Light Grey

04 3130



30x30 - 12"x12"
NST 115N Mos. 5x5 Light Grey


10 3115

Dark Grey




30x60 - 12"x24"
NST 227N Muretto Dark Grey

04 3130



30x60 - 12"x24"
NST 226N Muretto Mix Dark Grey

04 3130



30x30 - 12"x12"
NST 225N Mos. 5x5 Dark Grey

10 3115

Slate




30x60 - 12"x24"
NST 997N Muretto Slate

04 3130



30x60 - 12"x24"
NST 996N Muretto Mix Slate

04 3130



30x30 - 12"x12"
NST 995N Mos. 5x5 Slate

10 3115

Norgestone

Technical features

Pezzi speciali / Special pieces / Pièces spéciales / Passende sonder formteile

Thickness 9 MM	Naturale		Naturale	
	01	670	01	676
Ivory	NST G81K		NST G82K	
Taupe	NST G41K		NST G42K	
Light Grey	NST G11K		NST G12K	
Dark Grey	NST G21K		NST G22K	
Slate	NST G91K		NST G92K	

** 6 settimane di consegna / 6 delivery weeks / 6 wochen lieferzeit / 6 semaines de livraison



Special trims 20 MM
Info pag.324



Special trims
20 MM

Stucchi consigliati / Recommended grouts / Couleurs des joints conseillées / Empfohlene Fugen Mörtel Farben

	Kerakoll Grouts	Mapei Grouts	Laticrete Grouts
Ivory	03	103	18
Taupe	43	123	17
Light Grey	07	112	78
Dark Grey	08	113	42
Slate	11	119	22

Norgestone

Technical features

Imballi e pesi / Packaging and weights / Emballages et poids / Verpackungen und gewichte

	pcs/box	m ² /box	kg/box	box/pallet	m ² /pallet	kg/pallet
Thickness 9 MM						
60x120	2	1,440	27,3 - MAX WEIGHT	35	50,400	956
30x120	3	1,080	20,2	50	54,000	1012
80x80	2	1,280	22,9	40	51,200	916
60x60	3	1,080	20,0	48	51,840	960
30x60	7	1,260	23,6	40	50,400	944
60x120 Struttura	2	1,440	27,3 - MAX WEIGHT	35	50,400	956
30x120 Struttura	3	1,080	20,2	50	54,000	1012
30x60 Struttura	7	1,260	23,6	40	50,400	944
OutWalk²⁰ MM - Thickness 20 MM						
60x180	1	1,080	46,8 - MAX WEIGHT	22	23,760	1030
60x120	1	0,720	31,4 - MAX WEIGHT	33	23,760	1036
60x90	1	0,540	23,1	48	25,920	1109
60x60	2	0,720	31,0 - MAX WEIGHT	32	23,040	992
Multisize	1 CP	1,620	71,7	14 CP	22,680	1004
OutWalk³⁰ MM - Thickness 30 MM						
80x80	1	0,640	45,2 - MAX WEIGHT	24	15,360	1085
40x80	2	0,640	45,2 - MAX WEIGHT	24	15,360	1085
60x60	2	0,720	49,3 - MAX WEIGHT	22	15,840	1085

Dati tecnici / Technical features / Caracteristiques techniques / Technische eigenschaften

SURFACE	DIN EN 16165 annex B	DIN EN 16165 annex A	BCR	ANSI DCOF	Deep Abrasion Resistance	MOHS	Recommended Use	Resistance to Staining	ANSI A 137.1
Naturale	R10	A+B	DRY > 0.40 WET > 0.40	WET ≥ 0.42	< 175 mm ³	≥ 5	4	5	V3
Cesello	R11	A+B	DRY > 0.40 WET > 0.40	WET ≥ 0.42	< 175 mm ³	≥ 5	4	5	
20 MM	R11	A+B+C	DRY > 0.40 WET > 0.40	WET ≥ 0.42	< 130 mm ³	≥ 8	5	5	
30 MM	R11	A+B+C	DRY > 0.40 WET > 0.40	WET ≥ 0.42	< 130 mm ³	≥ 8	5	5	



Naturale



20 MM



30 MM



Floor: Beige 60x120

Davos

Dal cuore delle Alpi svizzere nasce un effetto pietra deciso ma equilibrato: una texture fluida e direzionata caratterizzata da inserti che riproducono le brillanti inclusioni di quarzo bianco.

From the heart of the Swiss Alps comes a bold, yet balanced stone effect: a fluid, directed texture characterised by inserts that reproduce the brilliant inclusions of white quartz.

Du cœur même des Alpes suisses naît un effet pierre au caractère affirmé mais équilibré : une texture fluide et directionnelle, caractérisée par la reproduction d'inclusions brillantes de quartz blanc.

Aus dem Herzen der Schweizer Alpen hält somit eine starke, aber gleichzeitig ausgeglichene Natursteinoptik Einzug in die Keramik: Eine fluide Textur mit definierter Ausrichtung und Einsätzen, die die schimmernden Einschlüsse von weißem Quarz wiedergeben.



Floor: Antracite 60x90 20 MM

Thickness:
9 MM - 20 MM

Colour range

Finishes:
N Naturale - O OutWalk



Beige

9 MM - 20 MM



Bianco

9 MM




Grigio

9 MM - 20 MM



Alpi Grey

9 MM - 20 MM



Antracite

9 MM - 20 MM

Davos

Gres a impasto colorato / Full body colour
Rettificato / Rectified

Thickness: 9 MM Finishes: N Naturale

	60x120 24"x48" rettificato	60x90 24"x36" rettificato	30x60 12"x24" rettificato
	Naturale	Naturale	Naturale
	02 <input type="checkbox"/>	1085	02 <input type="checkbox"/>
	1080	07 <input type="checkbox"/>	1035
Beige	-	DVS 49RT	DVS 46RT
Bianco	DVS 82RT	DVS 89RT	DVS 86RT
Grigio	DVS 12RT	DVS 19RT	DVS 16RT
Alpi Grey	-	DVS 79RT	DVS 76RT
Antracite	DVS 22RT	DVS 29RT	DVS 26RT

Thickness: 20 MM OutWalk

	60x120 24"x48" rettificato	60x90 24"x36" rettificato	60x60 24"x24" rettificato
	01 <input type="checkbox"/>	1125	01 <input type="checkbox"/>
	1120	02 <input type="checkbox"/>	1115
Beige	-	DVS 469R	DVS 460R
Grigio	DVS 162R	DVS 169R	DVS 160R
Alpi Grey	-	DVS 769R	DVS 760R
Antracite	DVS 262R	DVS 269R	DVS 260R



Download catalogue



OutWalk 20 MM



Info pag.330



Wall: Muretto Alpi Grey 30x60



Davos


Mosaic & decors

Thickness:
9 MM

Beige




30x60 - 12"x24"
DVS 446K Muretto Beige 04 [3130](#)




30x30 - 12"x12"
DVS 445K Mos. 5x5 Beige 10 [3115](#)

Bianco



30x60 - 12"x24"
DVS 886K Muretto Bianco 04 [3130](#)



30x30 - 12"x12"
DVS 885K Mos. 5x5 Bianco 10 [3115](#)

Grigio



30x60 - 12"x24"
DVS 116K Muretto Grigio 04 [3130](#)




30x30 - 12"x12"
DVS 115K Mos. 5x5 Grigio 10 [3115](#)

Alpi Grey




30x60 - 12"x24"
DVS 776K Muretto Alpi Grey 04 [3130](#)




30x30 - 12"x12"
DVS 775K Mos. 5x5 Alpi Grey 10 [3115](#)

Antracite



30x60 - 12"x24"
DVS 226K Muretto Antracite 04 [3130](#)



30x30 - 12"x12"
DVS 225K Mos. 5x5 Antracite 10 [3115](#)

Davos

Technical features

Pezzi speciali / Special pieces / Pièces spéciales / Passende sonder formteile

Thickness 9 MM	Naturale		Naturale	
	01	670	01	676
	01	670	01	676
	15	230		
Beige	DVS G41K	DVS G42K	DVS G45K	DVS B40K
Bianco	DVS G81K	DVS G82K	DVS G85K	DVS B80K
Grigio	DVS G11K	DVS G12K	DVS G15K	DVS B10K
Alpi Grey	DVS G71K	DVS G72K	DVS G75K	DVS B70K
Antracite	DVS G21K	DVS G22K	DVS G25K	DVS B20K

** 6 settimane di consegna / 6 delivery weeks / 6 wochen lieferzeit / 6 semaines de livraison

Special trims 20 MM
Info pag.324Special trims
20 MM

Stucchi consigliati / Recommended grouts / Couleurs des joints conseillées / Empfohlene Fugen Mörtel Farben

	Kerakoll Grouts	Mapei Grouts	Laticrete Grouts
Beige	43	137	40
Bianco	03	103	18
Grigio	07	127	42
Alpi Grey	08	113	60
Antracite	10	119	22

Davos

Technical features

Imballi e pesi / Packaging and weights / Emballages et poids / Verpackungen und gewichte

	pcs/box	m ² /box	kg/box	box/pallet	m ² /pallet	kg/pallet
Thickness 9 MM						
60x120	2	1,440	27,3 - MAX WEIGHT	35	50,400	956
60x90	2	1,080	19,8	48	51,840	950
30x60	7	1,260	23,6	40	50,400	944
OutWalk 20^{MM} - Thickness 20 MM						
60x120	1	0,720	31,4 - MAX WEIGHT	33	23,760	1036
60x90	1	0,540	23,1	48	25,920	1109
60x60	2	0,720	31,0 - MAX WEIGHT	32	23,040	992

Dati tecnici / Technical features / Caracteristiques techniques / Technische eigenschaften

SURFACE	DIN EN 16165 annex B	DIN EN 16165 annex A	BCR	ANSI DCOF	Deep Abrasion Resistance	MOHS	Recommended Use	Resistance to Staining	ANSI A 137.1
Naturale	R10	A+B	DRY > 0.40 WET > 0.40	WET ≥ 0.42	< 175 mm ³	≥ 5	4	5	V3
20 MM	R11	A+B+C	DRY > 0.40 WET > 0.40	WET ≥ 0.42	< 130 mm ³	≥ 8	5	5	



Naturale



20 MM



Floor: Paved Grey 60x90 20 MM

Stone Box

Stone Box è la nuova raccolta di pietre in gres porcellanato nata per l'esterno. Con questo traguardo estetico e tecnologico la superficie NovaBell si trasforma in una materia incredibilmente vera, naturale, forte più che mai.

Stone Box is the new collection of porcelain stoneware developed for outdoor use. With this aesthetic and technological achievement, the NovaBell surface has been transformed into an incredibly real and natural material that is stronger than ever.

Stone Box est la nouvelle collection de pierres en grès cérame créée pour l'extérieur. Grâce à cette avancée esthétique et technologique, la surface NovaBell devient un matériau d'un incroyable réalisme, naturel, plus résistant que jamais.

Stone Box ist die neue Feinsteinzeugserie in Natursteinoptik für Außenbereiche. Mit diesem ästhetischen und technologischen Anspruch Verwandelt sich die Oberfläche von NovaBell in eine unglaublich echt aussehende, natürliche und extrem ausdrucksstarke Materie.



Wall: BRICKUP Breccia Rock Mix 16x40
 Floor: Dolomia Grey 60x120 20 MM | Dolomia Gold 60x60 20 MM | Gradino Elle Dolomia Gold 30x60x6,5 20 MM



Floor: Giava Multicolor 30x60 20 MM




Wall: BRICKUP Breccia Antracite 16x40
Floor: Blue Stone Multisize 20 MM | Griglia Blue Stone 20x60x2 20 MM | Toro Gradino Blue Stone 30x60 20 MM | Angolo Arrotondato Toro Blue Stone 60x60 20 MM


Thickness:
9 MM - 20 MM

Colour range

Finishes:
A Antislip - O OutWalk



Paved Brown 20 MM



Urbe Cream 20 MM



Paved Grey 20 MM




Urbe White Grey 20 MM



Paved Basalt 20 MM



Dolomia Gold 20 MM



Blue Stone 20 MM



Dolomia Grey 20 MM



Giava Multicolor 9 MM - 20 MM

Stone Box

Gres a impasto colorato / Full body colour
Rettificato / Rectified

Thickness: 9 MM		Finishes: A Antislip	
	30x60 12"x24" rettificato		
	Antislip		
	07	1040	
Giava Multicolor	SBG 11AS		

Thickness: 20 MM						OutWalk						
	60x120 24"x48" rettificato	60x90 24"x36" rettificato	Multisize 60x90 (x2) 60x60 - 30x60	60x60 24"x24" rettificato	30x60 12"x24" rettificato							
	01	1125	01	1120	1CP	1135	1CP	1130	02	1115	03	1115
Paved Brown	SBA 662R	SBA 669R	SBA M633	-	SBA 660R	-	-	-	SBA 660R	-	-	-
Paved Grey	SBA 162R	SBA 169R	SBA M133	-	SBA 160R	-	-	-	SBA 160R	-	-	-
Paved Basalt	SBA 962R	SBA 969R	SBA M933	-	SBA 960R	-	-	-	SBA 960R	-	-	-
Urbe Cream	SBU 462R	-	SBU M433	-	-	-	-	-	-	-	-	-
Urbe White Grey	SBU 862R	SBU 869R	SBU M833	-	SBU 860R	-	-	-	SBU 860R	-	-	-
Dolomia Gold	SBD 462R	-	-	-	SBD 460R	-	-	-	SBD 460R	-	-	-
Dolomia Grey	SBD 162R	-	-	-	SBD 160R	-	-	-	SBD 160R	-	-	-
Blue Stone	-	SBP 169R	-	SBP M133	SBP 160R	-	-	-	SBP 160R	-	-	-
Giava Multicolor	-	-	-	-	SBG 160R	-	-	-	SBG 160R	-	-	SBG 163R

Imballi e pesi / Packaging and weights / Emballages et poids / Verpackungen und gewichte

	pcs/box	m ² /box	kg/box	box/pallet	m ² /pallet	kg/pallet
Thickness 9 MM						
30x60	7	1,260	23,6	40	50,400	944
OutWalk 20 MM - Thickness 20 MM						
60x120	1	0,720	31,4 - MAX WEIGHT	33	23,760	1036
60x90	1	0,540	23,1	48	25,920	1109
60x60	2	0,720	31,0 - MAX WEIGHT	32	23,040	992
30x60	3	0,540	23,7	40	21,600	948
Multisize	1 CP	1,620	71,7	14 CP	22,680	1004

Dati tecnici / Technical features / Caracteristiques techniques / Technische eigenschappen

SURFACE	DIN EN 16165 annex B	DIN EN 16165 annex A	BCR	ANSI DCOF	Deep Abrasion Resistance	MOHS	Recommended Use	Resistance to Staining	ANSI A 137.1
Antislip	R11	A+B+C	DRY > 0.40 WET > 0.40	WET ≥ 0.42	< 175 mm ³	≥ 7	5	5	V3
20 MM	R11	A+B+C	DRY > 0.40 WET > 0.40	WET ≥ 0.42	< 130 mm ³	≥ 8	5	5	V4 Giava

Download catalogue

Novaball Ecosystem
HIGH RECYCLED CERAMIC CONTENT

OutWalk 20 MM

Info pag.330

Special trims 20 MM
Info pag.324

Special trims 20 MM

Antislip

20 MM



Wall: Beige 60x120 | Grigio 60x120
 Floor: Grigio 60x120 | Grigio 60x90 | Grigio 60x60

Allblack

Allblack nasce dalla fusione di tre graniti originari di India e Svizzera: Phyllite Ocean Black, Marine Black Soapstone e Vals Stone.

Allblack is a fusion of three granites sourced from India and Switzerland: Phyllite Ocean Black, Marine Black Soapstone and Vals Stone.

Allblack est le fruit de la fusion entre trois granits originaires de l'Inde et de la Suisse : Phyllite Ocean Black, Marine Black Soapstone et Vals Stone.

Allblack beruht auf der Fusion von drei Granitgesteinen aus Indien und der Schweiz: Phyllite Ocean Black, Marine Black Soapstone und Vals Stone.



Wall: Beige 60x120
 Floor: Beige 60x90 20 MM

Thickness:
9 MM - 20 MM

Colour range

Finishes:

Naturale - OutWalk



Beige 9 MM - 20 MM




Bianco 9 MM - 20 MM



Grigio 9 MM - 20 MM



Antracite 9 MM - 20 MM



Nero 9 MM

Allblack

Gres a impasto colorato / Full body colour
Rettificato / Rectified

Thickness: 9 MM		Finishes: Naturale									
		 60x120 24"x48" rettificato		 60x90 24"x36" rettificato		 60x60 24"x24" rettificato		 30x60 12"x24" rettificato		 Losanga 19,5x38,7 - 7¾"x15¼" rettificato	
		Naturale		Naturale		Naturale		Naturale		Naturale	
		02	1075	02	1070	03	1055	07	1035	06	1160
	Beige	ALK 42RT		ALK 49RT		ALK 40RT		ALK 46RT		ALK 1289	
	Bianco	ALK 82RT		ALK 89RT		ALK 80RT		ALK 86RT			
	Grigio	ALK 12RT		ALK 19RT		ALK 10RT		ALK 16RT			
	Antracite	ALK 22RT		ALK 29RT		ALK 20RT		ALK 26RT			
	Nero	ALK 92RT		ALK 99RT		ALK 90RT		ALK 96RT			

Thickness: 20 MM		OutWalk									
		 60x90 24"x36" rettificato		 Multisize 60x90 (x2) 60x60 - 30x60		 STONECREEK 70 60x60 24"x24" rettificato					
		01	1120	1CP	1130	02	1110				
	Beige	ALK 469R		ALK M433		Y70460					
	Bianco	ALK 869R		ALK M833		Y70860					
	Grigio	ALK 169R		ALK M133		Y70160					
	Antracite	ALK 269R		ALK M233		Y70260					



Download catalogue



OutWalk 20 MM



Info pag.330



Floor: Losanga 19,5x38,7




Thickness:
9 MM

Allblack

Mosaic & decors

Beige




30x60 - 12"x24"
ALK 447N Mattoncino Beige 04 3120



30x30 - 12"x12"
ALK 445N Mos. 5x5 Beige 10 3115

Bianco



30x60 - 12"x24"
ALK 887N Mattoncino Bianco 04 3120




30x30 - 12"x12"
ALK 885N Mos. 5x5 Bianco 10 3115



19,5x38,7 - 7 7/8"x15 1/4"
ALK 1289 Losanga Rettificato 06 1160

Grigio




30x60 - 12"x24"
ALK 117N Mattoncino Grigio 04 3120




30x30 - 12"x12"
ALK 115N Mos. 5x5 Grigio 10 3115

Antracite




30x60 - 12"x24"
ALK 227N Mattoncino Antracite 04 3120




30x30 - 12"x12"
ALK 225N Mos. 5x5 Antracite 10 3115

Nero



30x60 - 12"x24"
ALK 997N Mattoncino Nero 04 3120



30x30 - 12"x12"
ALK 995N Mos. 5x5 Nero 10 3115

Allblack

Technical features

Pezzi speciali / Special pieces / Pièces spéciales / Passende sonder formteile

Thickness 9 MM	Naturale		Naturale	
	01	670	01	676
Beige	ALK G41K		ALK G42K	
Bianco	ALK G81K		ALK G82K	
Grigio	ALK G11K		ALK G12K	
Antracite	ALK G21K		ALK G22K	
Nero	ALK G91K		ALK G92K	
			01	676
			15	230
	ALK G45K		ALK B40K	
	ALK G85K		ALK B80K	
	ALK G15K		ALK B10K	
	ALK G25K		ALK B20K	
	ALK G95K		ALK B90K	

** 6 settimane di consegna / 6 delivery weeks / 6 wochen lieferzeit / 6 semaines de livraison



Special trims 20 MM
Info pag.324



Special trims
20 MM

Stucchi consigliati / Recommended grouts / Couleurs des joints conseillées / Empfohlene Fugen Mörtel Farben

	Kerakoll Grouts	Mapei Grouts	Laticrete Grouts
Beige	21	132	40
Bianco	03	103	18
Grigio	07	112	42
Antracite	09	113	60
Nero	11	114	45

Allblack

Technical features

Imballi e pesi / Packaging and weights / Emballages et poids / Verpackungen und gewichte

	pcs/box	m ² /box	kg/box	box/pallet	m ² /pallet	kg/pallet
Thickness 9 MM						
60x120	2	1,440	27,3 - MAX WEIGHT	35	50,400	956
60x90	2	1,080	19,8	48	51,840	950
60x60	3	1,080	20,0	48	51,840	960
30x60	7	1,260	23,6	40	50,400	944
19,5x38,7 Losanga	6	0,453	9,3	36	16,308	335
OutWalk 20 MM - Thickness 20 MM						
60x90	1	0,540	23,1	48	25,920	1109
60x60	2	0,720	31,0 - MAX WEIGHT	32	23,040	992
Multisize	1 CP	1,620	71,7	14 CP	22,680	1004

Dati tecnici / Technical features / Caracteristiques techniques / Technische eigenschaften

SURFACE	DIN EN 16165 annex B	DIN EN 16165 annex A	BCR	ANSI DCOF	Deep Abrasion Resistance	MOHS	Recommended Use	Resistance to Staining	ANSI A 137.1
Naturale	R10	A+B	DRY > 0.40 WET > 0.40	WET ≥ 0.42	< 175 mm ³	≥ 5	4	5	V3
20 MM	R11	A+B+C	DRY > 0.40 WET > 0.40	WET ≥ 0.42	< 130 mm ³	≥ 8	5	5	



Naturale



20 MM



Wall: Avorio 40x80 | Struttura Dune Avorio 40x80 | Antracite 40x80 | Struttura Dune Antracite 40x80
Floor: Avorio 80x80

Sovereign

Sovereign è la nuova superficie NovaBell che mette in risalto la vera bellezza e tutta la purezza della pietra naturale. Da ogni modulo emergono i dettagli e le delicate cromie della pietra limestone.

Sovereign is the new NovaBell surface that highlights the genuine beauty and absolute purity of the natural stone. Every module reveals the details and subtle colours of limestone.

Sovereign est la nouvelle surface NovaBell qui met en valeur la beauté authentique et toute la pureté de la pierre naturelle. Chaque module exprime les particularités et les colorations délicates de la pierre calcaire.

Sovereign ist das neue design von NovaBell, in dem die wahre schönheit und ganze reinheit des natursteins zum ausdruck kommt. Jedes element hebt die details und die zarten farbnuancen des kalksteins hervor.




Floor: Avorio 80x80

Thickness:
9 MM - 20 MM

Colour range

Finishes:

Naturale - OutWalk




Avorio

9 MM



Beige

9 MM - 20 MM



Tabacco

9 MM



Grigio Chiaro

9 MM - 20 MM



Antracite

9 MM - 20 MM

Sovereign

Gres a impasto colorato / Full body colour
Rettificato / Rectified

Thickness: 9 MM		Finishes: Naturale									
	60x120 24"x48" rettificato	80x80 31½"x31½" rettificato	40x80 16"x31½" rettificato	60x60 24"x24" rettificato	30x60 12"x24" rettificato						
	Naturale		Naturale		Naturale		Naturale		Naturale		
	02	1075	02	1080	04	1090	03	1065	07	1035	
Avorio	SVN 82RT		SVN 88RT		SVN 84RT		SVN 80RT		SVN 86RT		
Beige	SVN 42RT		SVN 48RT		SVN 44RT		SVN 40RT		SVN 46RT		
Tabacco	SVN 62RT		SVN 68RT		SVN 64RT		SVN 60RT		SVN 66RT		
Grigio Chiaro	SVN 12RT		SVN 18RT		SVN 14RT		SVN 10RT		SVN 16RT		
Antracite	SVN 22RT		SVN 28RT		SVN 24RT		SVN 20RT		SVN 26RT		

Thickness: 20 MM		OutWalk									
	Multisize 60x90 (x2) 60x60 - 30x60	STONECREEK 40 60x60 24"x24" rettificato									
	1CP	1130	02	1110							
Beige	SVN M433		Y40460*								
Grigio Chiaro	-		Y40160*								
Antracite	SVN M233		Y40960*								



Download catalogue



OutWalk 20 MM



Info pag.330

Thickness:
9 MM

Sovereign

3D Wall

Finishes:
Naturale

Struttura Dune Avorio



40x80 - 16"x31½"
SVN 89RT Struttura Dune Avorio

03 1100

Struttura Dune Beige



40x80 - 16"x31½"
SVN 49RT Struttura Dune Beige

03 1100


Struttura Dune Grigio Chiaro



40x80 - 16"x31½"
SVN 19RT Struttura Dune Grigio Chiaro

03 1100

Struttura Dune Antracite



40x80 - 16"x31½"
SVN 29RT Struttura Dune Antracite

03 1100

3D wall



Thickness: 9 MM	
	40x80 16"x31½" rettificato
	Naturale
	03 1100
	Avorio SVN 89RT
	Beige SVN 49RT
	Grigio Chiaro SVN 19RT
	Antracite SVN 29RT



Thickness:
9 MM

Sovereign


Mosaic & decors

Avorio



30x60 - 12"x24"
SVN 886K Muretto Avorio

04 3130



30x30 - 12"x12"
SVN 885K Mos. 5x5 Avorio

10 3115



30x30 - 12"x12"
SVN 882K Mos. 2,5x2,5 Avorio

10 3135

Beige



30x60 - 12"x24"
SVN 446K Muretto Beige

04 3130



30x30 - 12"x12"
SVN 445K Mos. 5x5 Beige

10 3115



30x30 - 12"x12"
SVN 442K Mos. 2,5x2,5 Beige

10 3135

Tabacco



30x60 - 12"x24"
SVN 666K Muretto Tabacco

04 3130



30x30 - 12"x12"
SVN 665K Mos. 5x5 Tabacco

10 3115



30x30 - 12"x12"
SVN 662K Mos. 2,5x2,5 Tabacco

10 3135

Grigio Chiaro



30x60 - 12"x24"
SVN 116K Muretto Grigio Chiaro

04 3130



30x30 - 12"x12"
SVN 115K Mos. 5x5 Grigio Chiaro

10 3115



30x30 - 12"x12"
SVN 112K Mos. 2,5x2,5 Grigio Chiaro


10 3135

Antracite



30x60 - 12"x24"
SVN 226K Muretto Antracite

04 3130



30x30 - 12"x12"
SVN 225K Mos. 5x5 Antracite

10 3115



30x30 - 12"x12"
SVN 222K Mos. 2,5x2,5 Antracite

10 3135

Sovereign

Technical features

Pezzi speciali / Special pieces / Pièces spéciales / Passende sonder formteile

Thickness 9 MM	Gradino Elle Rett. 33x120x4 ** 13"x48"x1 1/8"		Angolo DX Rett. 33x120x4 ** 13"x48"x1 1/8"		Angolo SX Rett. 33x120x4 ** 13"x48"x1 1/8"		Battiscopa 7x80 2 3/4"x3 1/2"		Battiscopa 7x60 2 3/4"x24"		Gradino Inciso 30x60 ** 12"x24"	
	Naturale		Naturale		Naturale		Naturale		Naturale		Naturale	
	01	670	01	676	01	676	08	260	15	230	04	380
Avorio	SVN G81K		SVN G82K		SVN G85K		SVN B88K		SVN B80K		SVN G80K	
Beige	SVN G41K		SVN G42K		SVN G45K		SVN B48K		SVN B40K		SVN G40K	
Tabacco	SVN G61K		SVN G62K		SVN G65K		SVN B68K		SVN B60K		SVN G60K	
Grigio Chiaro	SVN G11K		SVN G12K		SVN G15K		SVN B18K		SVN B10K		SVN G10K	
Antracite	SVN G21K		SVN G22K		SVN G25K		SVN B28K		SVN B20K		SVN G20K	

** 6 settimane di consegna / 6 delivery weeks / 6 wochen lieferzeit / 6 semaines de livraison



Special trims 20 MM
Info pag.324



Special trims
20 MM

Stucchi consigliati / Recommended grouts / Couleurs des joints conseillées / Empfohlene Fugen Mörtel Farben

	Kerakoll Grouts	Mapei Grouts	Laticrete Grouts
Avorio	03	103	18
Beige	43	137	39
Tabacco	46	187	35
Grigio Chiaro	06	111	89
Antracite	10	119	60

Sovereign

Technical features

Imballi e pesi / Packaging and weights / Emballages et poids / Verpackungen und gewichte

	pcs/box	m ² /box	kg/box	box/pallet	m ² /pallet	kg/pallet
Thickness 9 MM						
60x120	2	1,440	27,3 - MAX WEIGHT	35	50,400	956
80x80	2	1,280	22,9	40	51,200	916
40x80	4	1,280	23,6	48	61,440	1133
60x60	3	1,080	20,0	48	51,840	960
30x60	7	1,260	23,6	40	50,400	944
40x80 Struttura	3	0,960	19,4	48	46,080	931
OutWalk²⁰ MM - Thickness 20 MM						
60x60	2	0,720	31,0 - MAX WEIGHT	32	23,040	992
Multisize	1 CP	1,620	71,7	14 CP	22,680	1004

Dati tecnici / Technical features / Caracteristiques techniques / Technische eigenschaften

SURFACE	DIN EN 16165 annex B	DIN EN 16165 annex A	BCR	ANSI DCOF	Deep Abrasion Resistance	MOHS	Recommended Use	Resistance to Staining	ANSI A 137.1
Naturale	R10	A+B	DRY > 0.40 WET > 0.40	WET ≥ 0.42	< 175 mm ³	≥ 5	4	5	V3
20 MM	R11	A+B+C	DRY > 0.40 WET > 0.40	WET ≥ 0.42	< 130 mm ³	≥ 8	5	5	



Naturale



20 MM



Wall: Grigio 60x120 | Grigio 60x60
Banches: Bianco 60x120 | Bianco 60x60 | Floor: Nero 60x120

Imperial Venice

Attraverso un preciso viaggio estetico e culturale, NovaBell ripropone l'antico "terrazzo alla veneziana" con rinnovata energia cromatica e tecnologia applicata al gres porcellanato più evoluto.

Focusing on a specific aesthetic and culture, NovaBell returns to the historic "Venetian terrazzo", interpreting it with more vibrant colours and new technologies applied to state-of-the-art porcelain stoneware.

NovaBell a voyagé à travers l'esthétique et la culture pour métamorphoser le traditionnel « terrazzo alla vénitienne » par une nouvelle énergie chromatique et par la technologie appliquée au grès cérame de dernière génération.

NovaBell nimmt sich der Ästhetik und Tradition alter venezianischer Terrazzo-Böden an und transportiert sie mit den leuchtenden Farben und der modernen Technologie des Feinsteinzeugs in die Gegenwart.




Floor: Sale e Pepe 60x60 20 MM

Thickness:
9 MM - 20 MM

Colour range

Finishes:
N Naturale - OutWalk



Bianco

9 MM



Sale e Pepe

9 MM - 20 MM



Grigio

9 MM - 20 MM



Nero

9 MM - 20 MM

Imperial Venice

Gres a impasto colorato / Full body colour
Rettificato / Rectified

Thickness: 9 MM		Finishes: N Naturale										
	60x120 24"x48" rettificato	60x60 24"x24" rettificato	30x60 12"x24" rettificato	Mosaico 5x5 30x30 - 12"x12" rettificato	Battiscopa 7x60 2¾"x24"	Gradino Inciso 30x60** 12"x24"						
	Naturale		Naturale		Naturale		Naturale		Naturale		Naturale	
	02	1085	03	1070	07	1060	10	3120	15	230	04	380
Bianco	IMV 82RT		IMV 80RT		IMV 86RT		IMV 886K		IMV 880K		IMV 880K	IMV G80K
Sale e Pepe	IMV 22RT		IMV 20RT		IMV 26RT		IMV 226K		IMV 220K		IMV 220K	IMV G20K
Grigio	IMV 12RT		IMV 10RT		IMV 16RT		IMV 116K		IMV 110K		IMV 110K	IMV G10K
Nero	IMV 92RT		IMV 90RT		IMV 96RT		IMV 996K		IMV 990K		IMV 990K	IMV G90K

Thickness: 20 MM		OutWalk									
	60x60 24"x24" rettificato	Recommended Grouts									
	02	1110	Kerakoll Grouts			Mapei Grouts			Laticrete Grouts		
Bianco	-		02			103			18		
Sale e Pepe	IMV 27RT		03			110			18		
Grigio	IMV 17RT		08			174			60		
Nero	IMV 97RT		10			119			45		

Imballi e pesi / Packaging and weights / Emballages et poids / Verpackungen und gewichte

	pcs/box	m ² /box	kg/box	box/pallet	m ² /pallet	kg/pallet
Thickness 9 MM						
60x120	2	1,440	27,3 - MAX WEIGHT	35	50,400	956
60x60	3	1,080	20,0	48	51,840	960
30x60	7	1,260	23,6	40	50,400	944
OutWalk²⁰ MM - Thickness 20 MM						
60x60	2	0,720	31,0 - MAX WEIGHT	32	23,040	992

Dati tecnici / Technical features / Caracteristiques techniques / Technische eigenschappen

SURFACE	DIN EN 16165 annex B	DIN EN 16165 annex A	BCR	ANSI DCOF	Deep Abrasion Resistance	MOHS	Recommended Use	Resistance to Staining	ANSI A 137.1
Naturale	R10	A+B	DRY > 0.40 WET > 0.40	WET ≥ 0.42	< 175 mm ³	≥ 5	4	5	
20 MM	R11	A+B+C	DRY > 0.40 WET > 0.40	WET ≥ 0.42	< 130 mm ³	≥ 8	5	5	V2



Download catalogue



OutWalk²⁰ MM



Info pag.330



Special trims 20 MM
Info pag.324



Special trims
20 MM



Naturale



20 MM



Floor: Silver 80x80

Kingstone

L'elegante e classica pietra scura rinasce con una nuova veste, impreziosita da tanti dettagli pregiati e da una gamma decisamente versatile, per trasformare ogni ambiente in un luogo perfetto

The elegant, classical dark stone reappears in a new look, with a wealth of exquisite details and a decidedly versatile range, to transform every room into a perfect place.

La classique et élégante pierre foncée fait peau neuve. Magnifiée par une nuée de superbes détails et par une gamme extrêmement polyvalente, elle métamorphose chaque endroit en lieu parfait.

Ein dunkles Gestein lieferte die Anregung für eine elegante, zeitgemäße Kollektion, die mit vielen erlesenen Details und einem umfassenden Sortiment aufwartet. Damit bietet sie alle Voraussetzungen für die perfekte Gestaltungslösung in jedem Raum.



Floor: Royal Beige 80x80

Thickness:
20 MM

Colour range

Finishes:
OutWalk




Royal Beige

20 MM




Platinum

20 MM



Silver

20 MM



Black

20 MM

Kingstone

Gres a impasto colorato / Full body colour
Rettificato / Rectified

Thickness: 20 MM		OutWalk
	 80x80 31½"x31½" rettificato	
	01	1115
	Royal Beige	KST 47RT
	Platinum	KST 17RT
	Silver	KST 27RT
	Black	KST 97RT

Imballi e pesi / Packaging and weights / Emballages et poids / Verpackungen und gewichte

	pcs/box	m ² /box	kg/box	box/pallet	m ² /pallet	kg/pallet
OutWalk 20 MM - Thickness 20 MM						
80x80	1	0,640	27,6 - MAX WEIGHT	40	25,600	1104

Dati tecnici / Technical features / Caracteristiques techniques / Technische eigenschaften

SURFACE	DIN EN 16165 annex B	DIN EN 16165 annex A	BCR	ANSI DCOF	Deep Abrasion Resistance	MOHS	Recommended Use	Resistance to Staining	ANSI A 137.1
20 MM	R11	A+B+C	DRY > 0.40 WET > 0.40	WET ≥ 0.42	< 130 mm ³	≥ 8	5	5	V3



Download catalogue



OutWalk 20 MM



Info pag.330



Special trims 20 MM
Info pag.324



Special trims
20 MM



20 MM

Wonderspace

Wonderspace: la collezione in gres porcellanato che restituisce un nuovo appeal al mondo della wall decoration.

Wonderspace: the porcelain stoneware collection that brings fresh appeal to the world of wall decoration.

Wonderspace : la collection en grès cérame qui réenchante le monde de la décoration murale.

Wonderspace: Die Feinsteinzeug-Kollektion für moderne Wandgestaltungen mit apartem Reiz.



Wall: Motif Black Nature 60x120
Floor: LE BRICCOLE San Marco 30x240



Wall: Foliage Light 60x120 | Worktop: LANDSTONE Taupe 100x100
Floor / Floor out: LANDSTONE Taupe 100x100 | Taupe 100x100 20 MM



Wall: Tropical 60x120 | LANDSTONE Struttura Track Gravel 60x120 | LANDSTONE Struttura Track Carbon 60x120
Floor: LANDSTONE Gravel 100x100



Wall: Exotic Spazzolato 60x120
Floor: KHROMA Corda 120x120



Wall: Blossom Blue 60x120 | FORGE Inox 30x60
Floor: FORGE Bronzo 60x120

Thickness:
9 MM

Colour range


Finishes:
N Naturale - S Spazzolato




Foliage Light 9 MM




Foliage Dark 9 MM




Motif Black 9 MM



Motif White Spazzolato 9 MM



Blossom 9 MM




Blossom Blue 9 MM




Exotic 9 MM



Exotic Spazzolato 9 MM



Spring White 9 MM



Tropical 9 MM

Wonderspace

Gres a impasto colorato / Full body colour
Rettificato / Rectified

Thickness: 9 MM

Finishes: N Naturale - S Spazzolato

	60x120 24"x48" rettificato		60x120 24"x48" rettificato		60x120 24"x48" rettificato		Laying schemes
	Naturale		Naturale		Spazzolato		
	2 CP	674	02	3030	02	3050	
Foliage Light	-	-	WDS 800K	-	-	-	Vertical Horizontal
Foliage Dark	-	-	WDS 900K	-	-	-	Vertical Horizontal
Motif Black	-	-	WDS 930K	-	-	-	Vertical Horizontal
Motif White Spazzolato	-	-	-	-	WDS 830S	-	Vertical Horizontal
Blossom	-	-	WDS 480K	-	-	-	Vertical Horizontal
Blossom Blue	-	-	WDS 380K	-	-	-	Vertical Horizontal
Exotic	-	-	WDS 740K	-	-	-	Vertical Horizontal
Exotic Spazzolato	-	-	-	-	WDS 750S	-	Vertical Horizontal
Spring White	-	-	WDS 820K	-	-	-	Vertical Horizontal
Tropical	WDS 760K	-	-	-	-	-	Vertical



Antimacchia
Stain-resistant
Anti-tache
Schmutzabweisend



Antimuffa
Mould-resistant
Anti-moisissure
Anti-Schimmel



Morbida al tatto
Soft surface
Doux au toucher
Weich zur Berührung



Facile da pulire.
Easy to clean.
Facile à nettoyer.
Pflegeleicht.



Resiste agli acidi.
Acid-resistant.
Résistant aux acides.
Säurebeständig.



Colori inalterabili.
Colours that never fade.
Couleurs inaltérables.
Farbecht.

I decori sono stati studiati per comporre le intere pareti in diverse dimensioni; il disegno si riprende sui vari lati.
Decorations are designed to compose the entire walls in different sizes; the pattern is repeated on the various sides.
Les décorations ont été conçues pour composer les murs entiers en plusieurs dimensions ; le dessin est repris sur les différents côtés.
Die Dekorationen erstrecken sich in verschiedenen Abmessungen über die ganze Wand und das Muster wiederholt sich an den verschiedenen Seiten.



Download catalogue



Info pag.330



Thickness:
9 MM

Wonderspace

Finishes: 
 N Naturale - S Spazzolato


Foliage Light*



60x120 - 24"x48"
WDS 800K Foliage Light (2 subjects A+B)

02 
3030

Foliage Dark*



60x120 - 24"x48"
WDS 900K Foliage Dark (2 subjects A+B)

02 
3030

Motif Black*



60x120 - 24"x48"
WDS 930K Motif Black (2 subjects A+B)

02 
3030

Motif White Spazzolato*



60x120 - 24"x48"
WDS 830S Motif White Spazzolato (2 subjects A+B)

02 
3050



Thickness:
9 MM

Wonderspace

Finishes: 
 N Naturale - S Spazzolato

Blossom*



60x120 - 24"x48"
WDS 480K Blossom (2 subjects A+B)

02 
3030

Blossom Blue*



60x120 - 24"x48"
WDS 380K Blossom Blue (2 subjects A+B)

02 
3030

Exotic*



60x120 - 24"x48"
WDS 740K Exotic (2 subjects A+B)

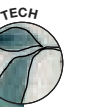
02 
3030

Exotic Spazzolato*



60x120 - 24"x48"
WDS 750S Exotic Spazzolato (2 subjects A+B)

02 
3050



*Il disegno è progettato per una posa random, si consiglia di alternare i pezzi per una distribuzione più naturale.
 The pattern is designed for random installation, it is recommended to alternate the pieces for a more natural distribution.
 Le dessin est conçu pour une pose au hasard, il est conseillé d'alterner les pièces pour une répartition plus naturelle.
 Das Design ist für eine willkürliche Verlegung ausgelegt, die Platten abwechseln, um eine natürlichere Verteilung zu erzielen.

Thickness:
9 MM

Wonderspace

Finishes:   
N Naturale - S Spazzolato

Spring White*



60x120 - 24"x48"
WDS 820K Spring White (2 subjects A+B)



Tropical



60x120 - 24"x48"
WDS 760K Tropical (4 Subjects A+B+C+D)







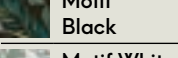



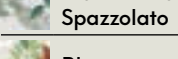



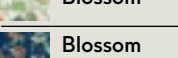



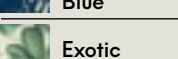



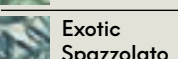















2 CP 
674

* Il disegno è progettato per una posa random, si consiglia di alternare i pezzi per una distribuzione più naturale.
The pattern is designed for random installation, it is recommended to alternate the pieces for a more natural distribution.
Le dessin est conçu pour une pose au hasard, il est conseillé d'alterner les pièces pour une répartition plus naturelle.
Das Design ist für eine willkürliche Verlegung ausgelegt, die Platten abwechseln, um eine natürlichere Verteilung zu erzielen.


Wonderspace

Technical features


Stucchi consigliati / Recommended grouts / Couleurs des joints conseillées / Empfohlene Fugen Mörtel Farben

	Kerakoll Grouts	Mapei Grouts	Laticrete Grouts
 Foliage Light	 05	 103	 18
 Foliage Dark	-	 112+110	-
 Motif Black	 11	 120	 45
 Motif White Spazzolato	 05	 103	 18
 Blossom	 44	 123	 27
 Blossom Blue	 15	 169+114	 53
 Exotic	 18	 177	 33
 Exotic Spazzolato	 19	 177	 33
 Spring White	 05	 103	 18
 Tropical	 19	 177	 33

Imballi e pesi / Packaging and weights / Emballages et poids / Verpackungen und gewichte

	pcs/box	m ² /box	kg/box	box/pallet	m ² /pallet	kg/pallet
Thickness 9 MM						
60x120	2	1,440	27,3 - MAX WEIGHT	35	50,400	956
60x120 Tropical* 	2	1,440	27,3 - MAX WEIGHT	35	50,400	956

* 1 pal/1 soggetto - 1 pal/1 subject - 1 pal/1 subject - 1 pal/1 Stück

 Ordine minimo 2 cp / Minimum order 2 cp
Minimum 2 cp / Mindestbestellmenge 2 cp

Dati tecnici / Technical features / Caracteristiques techniques / Technische eigenschaften

SURFACE	DIN EN 16165 annex B	DIN EN 16165 annex A	BCR	ANSI DCOF	Deep Abrasion Resistance	MOHS	Recommended Use	Resistance to Staining	ANSI A 137.1
Naturale	R9	A+B	DRY > 0.40 WET > 0.40	WET ≥ 0.42	< 175 mm ³	≥ 6	4	5	
Spazzolato	-	-	DRY > 0.40 WET > 0.40	-	< 175 mm ³	-	3	≥ 3	



Naturale



Spazzolato



Wall: Cementine Geo 20x20 | LOUNGE Steel 100x100
Floor: LOUNGE Steel 100x100

Déco

Progetto integrato raccoglie materie ceramiche e decorazioni in formato 20x20 cm nate per assecondare i nuovi linguaggi dell'interior decoration.

The Integrated Surfaces project features ceramic materials and decorations in a 20x20 cm size designed to reflect the latest trends in interior design.

Le projet Surfaces intégrées réunit les matières céramiques et les décorations en 20x20 cm, nées pour accompagner les nouveaux langages de la décoration d'intérieur.

Das Projekt Abgestimmte Oberflächen umfasst Keramikfliesen und Dekorationen im Format 20x20 cm, die den neuen Trends im Bereich Innendekoration gerecht werden.



Wall: Cementine Mix Light Beige 20x20 | PARIS Struttura Righe Ciment 40x80
Floor: EICHE Landhaus 16x160

Thickness:
9 MM

Colour range

Finishes:
N Naturale

Cementine Mix



20x20 - 8"x8"
DEC 272K Cementine Mix

27

Cementine Geo



20x20 - 8"x8"
LNG 100K Cementine Geo

27

Cementine Mix Light Beige



20x20 - 8"x8"
DEC 472K Cementine Mix Light Beige

27

Tulip



20x20 - 8"x8"
DEC 007K Tulip

27

Cementine Mix Color



20x20 - 8"x8"
DEC 227K Cementine Color Mix

27



Floor: Cementine Mix 20x20

Déco

Gres a impasto colorato / Full body colour
Rettificato / Rectified

Thickness: 9 MM Finishes: N Naturale

	20x20 8"x8" rettificato	Recommended Grouts				
		Naturale	Kerakoll Grouts	Mapei Grouts	Laticrete Grouts	
		27	1105			
Cementine Mix	DEC 272K		06	110	78	
Cementine Geo	LNG 100K		06	110	78	
Cementine Mix L. Beige	DEC 472K		22	130	17	
Cementine Color Mix	DEC 227K		22	130	17	
Tulip	DEC 007K		06	110	78	

Imballi e pesi / Packaging and weights / Emballages et poids / Verpackungen und gewichte

	pcs/box	m ² /box	kg/box	box/pallet	m ² /pallet	kg/pallet
Thickness 9 MM						
20x20	27	1,080	25,0	34	36,720	850

Dati tecnici / Technical features / Caracteristiques techniques / Technische eigenschappen

SURFACE	DIN EN 16165 annex B	DIN EN 16165 annex A	BCR	ANSI DCOF	Deep Abrasion Resistance	MOHS	Recommended Use	Resistance to Staining	ANSI A 137.1
Naturale	R10	A+B	DRY > 0.40 WET > 0.40	WET ≥ 0.42	< 175 mm ³	≥ 5	4	5	V3



Download
catalogue



Info pag.330



Naturale



Wall: Grigio 6x25 | Antracite 6x25
Floor: LOUNGE Ivory 100x100

Fusion

Fusion celebra la vera essenza della maiolica smaltata lucida, la superficie che più di ogni altra, ha saputo trasformare l'habitat con la propria energia decorativa.

Fusion celebrates the true essence of glossy glazed majolica, the surface which, more than any other, has transformed habitats with its decorative energy.

Fusion célèbre la véritable essence de la majolique émaillée polie : plus que tout autre, cette surface a su transformer l'habitat à travers son énergie décorative.

Fusion zelebriert das wahre Wesen der glänzend glasierten Majolika-Kachel, die mit ihrer dekorativen Energie mehr als jede andere Oberfläche zur Veränderung des Wohnraums in der Lage ist.



Wall: Blue 6x25
Floor: ASPEN Rock Grey 100x100



Wall: Acquamarina 6x25
Floor: Bianco 6x25



Wall: Nero 6x25 | Senape 6x25 | Blu 6x25
Floor: LOUNGE Pearl 100x100

Thickness:
9 MM

Colour range



Beige 9 MM



Senape 9 MM



Smeraldo 9 MM



Acquamarina 9 MM



Blue 9 MM




Bianco 9 MM



Grigio 9 MM



Antracite 9 MM



Nero 9 MM

Fusion

Gres a impasto colorato / Full body colour

Thickness: 9 MM							
	Brick 6x25 2 3/8" x 10"		Matita 1,3x25 1/2" x 10"		Recommended Grouts		
	50 □	1075	12 □	160	Kerakoll	Mapei	Laticrete
Beige	FUS 425		FUS M425		44	137	39
Senape	FUS 525		FUS M525		27	131	41
Smeraldo	FUS 725		FUS M725		19	174	33
Acquamarina	FUS 625		FUS M625		-	177	05
Blue	FUS 325		FUS M325		16	169	53
Bianco	FUS 825		FUS M825		01	100	44
Grigio	FUS 125		FUS M125		07	110	78
Antracite	FUS 225		FUS M225		11	119	22
Nero	FUS 925		FUS M925		12	120	45

Imballi e pesi / Packaging and weights / Emballages et poids / Verpackungen und gewichte

	pcs/box	m ² /box	kg/box	box/pallet	m ² /pallet	kg/pallet
Thickness 9 MM						
6x25	50	0,750	13,3	84	63,000	1117

Dati tecnici / Technical features / Caracteristiques techniques / Technische eigenschappen

SURFACE	DIN EN 16165 annex B	DIN EN 16165 annex A	BCR	ANSI DCOF	Deep Abrasion Resistance	MOHS	Recommended Use	Resistance to Staining	ANSI A 137.1
Naturale	-	-	-	-	-	≥5	-	5	V3



Download catalogue



Info pag.330



Naturale



Wall: San Marco 20x120 | WONDERSPACE Motif Black 60x120
Floor: San Marco 30x240

Le Briccole

Le Briccole sono grossi pali di quercia che, a gruppi di tre, spuntano dalle acque della laguna veneta. Le Briccole è oggi anche una grande collezione effetto legno intrisa di un senso di naturale autenticità, calda e accogliente.

Briccole are massive oaken posts which stick out of the waters of the lagoon in Venice. Today, "Le Briccole" is also the name of a great wood-look collection steeped in a sense of warm, welcoming, natural authenticity.

Les « Briccole » sont ces grands poteaux en chêne qui émergent, par groupes de trois, des eaux de la lagune de Venise. Aujourd'hui, « Le Briccole » est aussi le nom d'une grande collection effet bois, empreinte d'une authenticité naturelle, chaleureuse et accueillante.

Briccole sind dicke Eichenpfähle, die in Dreiergruppen aus den Gewässern der Lagune von Venedig hervorragen. Le Briccole ist heute auch der Name einer großen Kollektion in Holzoptik, durchdrungen von einem Gespür für natürliche Authentizität, warm und einladend.



Wall: KHROMA Ottanio 120x278
Floor: San Giorgio 30x240 | Floor out: San Giorgio 30x120 20 MM



Floor: Ca' Foscari 20x120



Floor: San Marco 30x240

Thickness:
9,5 MM - 9 MM - 20 MM

Colour range

Finishes:

N Naturale - **A** Antislip - **O** OutWalk



San Giorgio

9,5 MM - 9 MM - 20 MM



Rialto

9,5 MM - 9 MM - 20 MM



San Marco

9,5 MM - 9 MM - 20 MM



Ca' Foscari

9 MM - 20 MM

Le Briccole

Gres a impasto colorato / Full body colour
Rettificato / Rectified

Thickness:	9,5 MM				9 MM				Finishes: N Naturale - A Antislip					
	30x240 12"x96" rettificato		26x160 10 1/4"x63" rettificato		30x120 12"x48" rettificato		20x120 8"x48" rettificato		20x90 8"x36" rettificato		Chevron Sx/Dx 10x60 - 4"x24" rettificato			
	Naturale		Naturale		Naturale		Naturale		Antislip		Naturale			
	01 <input type="checkbox"/>	1130	03 <input type="checkbox"/>	1110	03 <input type="checkbox"/>	1095	04 <input type="checkbox"/>	1095	04 <input type="checkbox"/>	1095	08 <input type="checkbox"/>	1055	10 <input type="checkbox"/>	1125
San Giorgio	BRC 4324R		BRC 46RT		BRC 43RT		BRC 41RT		BRC 41AS		BRC 42RT		BRC 491R	
Rialto	BRC 3324R		-		BRC 33RT		BRC 31RT		BRC 31AS		BRC 32RT		BRC 391R	
San Marco	BRC 5324R		BRC 56RT		BRC 53RT		BRC 51RT		BRC 51AS		BRC 52RT		BRC 591R	
Ca' Foscari	-		-		BRC 63RT		BRC 61RT		BRC 61AS		BRC 62RT		BRC 691R	

Thickness:	20 MM		OutWalk	
	30x120 12"x48" rettificato			
	02 <input type="checkbox"/>	1130		
San Giorgio	BRC 430R			
Rialto	BRC 330R			
San Marco	BRC 530R			
Ca' Foscari	BRC 630R			



Download catalogue



OutWalk 20 MM



Info pag.330



Wall: WONDERSPACE Foliage Dark 60x120
 Floor: Ca' Foscari 20x120 | Chevron Ca' Foscari DX/SX 10x60



Le Briccole

Mosaic & decors

Thickness:
9 MM

San Giorgio



10x60 - 4"x24"
 BRC 491R Chevron San Giorgio SX/DX 10 1125

Rialto



10x60 - 4"x24"
 BRC 391R Chevron Rialto SX/DX 10 1125

San Marco



10x60 - 4"x24"
 BRC 591R Chevron San Marco SX/DX 10 1125


Ca' Foscari




10x60 - 4"x24"
 BRC 691R Chevron Ca' Foscari SX/DX 10 1125




30x30 - 12"x12"
 BRC 445N Mos. 5x5 San Giorgio 10 3115



30x30 - 12"x12"
 BRC 335N Mos. 5x5 Rialto 10 3115



30x30 - 12"x12"
 BRC 555N Mos. 5x5 San Marco 10 3115



30x30 - 12"x12"
 BRC 665N Mos. 5x5 Ca' Foscari 10 3115



Floor: San Giorgio 30x120 20 MM
 San Giorgio Griglia 20x60x2 20 MM | Angolo Griglia SX/DX 20x60x2 20 MM | Gradino Elle 30x120x6,5 20 MM | Gradino Angolo Elle 30x120x6,5 20 MM

Le Briccole

Technical features

Pezzi speciali / Special pieces / Pièces spéciales / Passende sonder formteile

Thickness 9 MM	Naturale	Naturale	Naturale	Naturale	
	01 670	01 676	01 676	04 290	
	San Giorgio	BRC G41K	BRC G42K	BRC G43K	BRC B42K
	Rialto	BRC G31K	BRC G32K	BRC G33K	BRC B32K
	San Marco	BRC G51K	BRC G52K	BRC G53K	BRC B52K
	Ca' Foscari	BRC G96K	BRC G62K	BRC G63K	BRC B62K

** 6 settimane di consegna / 6 delivery weeks / 6 wochen lieferzeit / 6 semaines de livraison



Special trims 20 MM
Info pag.324



Special trims
20 MM

Stucchi consigliati / Recommended grouts / Couleurs des joints conseillées / Empfohlene Fugen Mörtel Farben

	Kerakoll Grouts	Mapei Grouts	Laticrete Grouts
	San Giorgio 24	130	23
	Rialto 31	132	56
	San Marco 31	135	30
	Ca' Foscari 36	187	34

Le Briccole

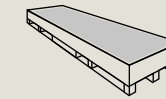
Technical features

Imballi e pesi / Packaging and weights / Emballages et poids / Verpackungen und gewichte

	pcs/box	m ² /box	kg/box	box/pallet	m ² /pallet	kg/pallet
Thickness 9,5 MM						
30x240**	1	0,720	15,0	40	28,800	600
26x160	3	1,248	27,0 - MAX WEIGHT	28	34,944	756
Thickness 9 MM						
30x120	3	1,080	20,2	50	54,000	1012
20x120	4	0,960	18,4	40	38,400	736
20x90	8	1,440	26,4 - MAX WEIGHT	48	69,120	1267
10x60 Chevron	10	0,600	12,0	60	36,000	720
OutWalk²⁰ MM - Thickness 20 MM						
30x120	2	0,720	30,6 - MAX WEIGHT	36	25,920	1102

** Cassa / Crate 600x2400

Dimensione / Dimension: 2571x780x349 HT
Peso / Weight: 73,7 kg
Pezzi / Pieces: 40 (30x240 - 28,8 m²)



Dati tecnici / Technical features / Caracteristiques techniques / Technische eigenschaften

SURFACE	DIN EN 16165 annex B	DIN EN 16165 annex A	BCR	ANSI DCOF	Deep Abrasion Resistance	MOHS	Recommended Use	Resistance to Staining	ANSI A 137.1
Naturale	R10	A+B	DRY > 0.40 WET > 0.40	WET ≥ 0.42	< 175 mm ³	≥ 5	4	5	
Antislip	R11	A+B+C	DRY > 0.40 WET > 0.40	WET ≥ 0.42	< 175 mm ³	≥ 7	5	5	V3
20 MM	R11	A+B+C	DRY > 0.40 WET > 0.40	WET ≥ 0.42	< 130 mm ³	≥ 8	5	5	



Naturale



Antislip



20 MM



Wall: Bacchette Walnut 60x120
Floor: Walnut 10x60

Nordic Wood

Nordic Wood rappresenta una nuova generazione di superfici ceramiche effetto legno. L'articolato abaco di formati, le due superfici - Natural e Flamed - e tutti gli accessori della collezione, proiettano colori corposi su moduli innovativi.

Nordic Wood marks a new generation of wood-look ceramic surfaces. The collection's comprehensive range of sizes, its two surfaces - Natural and Flamed - and all its accessories project rich colours onto innovative modules.

Nordic Wood représente une nouvelle génération de surfaces céramiques effet bois. La grande variété de formats, les deux surfaces - Natural et Flamed - ainsi que tous les accessoires de la collection projettent des couleurs denses sur des modules innovants.

Nordic Wood verkörpert eine neue Generation von keramischen Flächenbelägen in Holzoptik. Die zahlreichen Formate, die zwei Oberflächenvarianten Natural und Flamed und das mannigfaltige Zubehör der Kollektion bringen die kräftigen Farben in innovativen Modulen zur Geltung.



Wall: WONDERSPACE Exotic Spazzlato 60x120
Floor: Walnut 30x180 20 MM



Wall: BRICKUP New York White 16x40 | LANDSTONE Raw White 60x120
Floor: Spina Blonde DX/SX 30x120 | Floor out: Blonde 30x120 20 MM



Wall / Floor: Bacchette Blonde 120x278 | KEYSTONE Ocean Grey 120x120
Counter top: KHROMA Ottanio 120x278



Wall: BRICKUP New York Red Brown 16x40
Floor: Blonde 30x180 20 MM | Gradino Elle 30x120x6,5 20 MM | Gradino Angolo Elle 30x120x6,5 20 MM

Thickness:
6 MM - 9,5 MM - 9 MM - 20 MM

Colour range

Finishes:

Naturale - Antislip - OutWalk



Almond 9,5 MM - 9 MM



Almond Flamed 9,5 MM - 9 MM



Blonde 9,5 MM - 9 MM - 20 MM



Blonde Flamed 9,5 MM - 9 MM - 20 MM



Walnut 9,5 MM - 9 MM - 20 MM



Walnut Flamed 9,5 MM - 9 MM - 20 MM



Brown 9,5 MM - 9 MM



Glacier 9,5 MM - 9 MM



Pepper 9,5 MM - 9 MM - 20 MM



Pepper Flamed 9,5 MM - 9 MM - 20 MM

Nordic Wood

Gres a impasto colorato / Full body colour
Rettificato / Rectified

Thickness:	6 MM		9,5 MM		9 MM		Finishes: Naturale - Antislip													
	120x278 48"x109½" rettificato		30x240 12"x96" rettificato		26x160 10¼"x63" rettificato		30x120 12"x48" rettificato		20x120 8"x48" rettificato		20x90 8"x36" rettificato		10x60 4"x24" rettificato		60x120 24"x48" rettificato		30x120 12"x48" rettificato			
	Naturale		Naturale		Naturale		Naturale		Naturale		Antislip		Naturale		Naturale		Naturale			
	01	1140	01	1130	03	1115	03	1100	04	1100	04	1100	08	1060	12	1095	02	1110	2+2	1125
	-		-		NDW 26RT		NDW 23RT		NDW 21RT		-		-		NDW 260RT		-		-	
	NDW LA13		NDW 3324R		NDW 36RT		NDW 33RT		NDW 31RT		NDW 31AS		NDW 32RT		NDW 360RT		NDW 392R		NDW 391R	
	-		NDW 5324R		NDW 56RT		NDW 53RT		NDW 51RT		NDW 51AS		NDW 52RT		NDW 560RT		NDW 592R		NDW 591R	
	-		-		NDW 66RT		NDW 63RT		NDW 61RT		-		-		NDW 660RT		-		-	
	-		-		NDW 86RT		NDW 83RT		NDW 81RT		-		-		NDW 860RT		-		-	
	-		-		NDW 16RT		NDW 13RT		NDW 11RT		NDW 11AS		NDW 12RT		NDW 160RT		-		-	
	-		-		NDW 206RT		NDW 203RT		NDW 201RT		-		-		-		-		-	
	-		NDW 3320R		NDW 306RT		NDW 303RT		NDW 301RT		-		-		-		-		-	
	-		-		NDW 506RT		NDW 503RT		NDW 501RT		-		-		-		-		-	
	-		-		NDW 106RT		NDW 103RT		NDW 101RT		-		-		-		-		-	

Thickness:	20 MM								OutWalk	
	30x180 12"x71" rettificato		30x120 12"x48" rettificato		60x120 24"x48" rettificato		60x60 24"x24" rettificato			
	01	1145	02	1135	01	1135	02	1120		
	NDW 318R		NDW 330R		NDW 342R		NDW 346R			
	NDW 518R		NDW 530R		NDW 542R		NDW 546R			
	NDW 118R		NDW 130R		NDW 142R		NDW 146R			
	-		NDW 332R		-		-			
	-		NDW 532R		-		-			
	-		NDW 132R		-		-			



Download catalogue



OutWalk 20 MM



OVERSIZE
120x278



Info pag.330

Thickness:
6 MM - 9 MM - 20 MM

OVERSIZE
120x278
6 MM



120x278 - 48"x109½"
NDW LA13 Bacchette Blonde 01 1140

Nordic Wood

Upsize & decors



30x120 - 12"x48"
NDW 391R Spina Blonde Sx/Dx 04 1125



30x120 - 12"x48"
NDW 591R Spina Walnut Sx/Dx 04 1125




60x120 - 24"x48"
NDW 392R Bacchette Blonde 02 1110



60x120 - 24"x48"
NDW 592R Bacchette Walnut 02 1110




60x60 - 24"x24"
NDW 346R Bacchette Blonde 20MM 02 1120



60x60 - 24"x24"
NDW 546R Bacchette Walnut 20MM 02 1120



60x120 - 24"x48"
NDW 142R Bacchette Pepper 20MM 01 1135



60x60 - 24"x24"
NDW 146R Bacchette Pepper 20MM 02 1120

Finishes:
 Naturale - OutWalk


*

Thickness:
9 MM

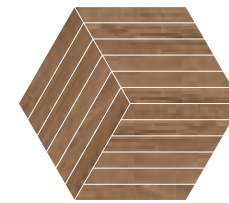
Nordic Wood

Mosaic & decors


Walnut



30x30 - 12"x12"
NDW 554N Mos. 5x5 Walnut 10 3115




35x40 - 13¾"x16"
NDW 557N Esagona Bacchette Walnut 04 3150



35x40 - 13¾"x16"
LST 559N Nest Taupe/Brown 04 3150

Brown




30x30 - 12"x12"
NDW 664N Mos. 5x5 Brown 10 3115

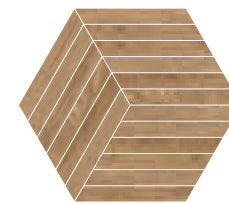


29,5x22,6 - 11½"x9"
NDW 002N Esagona 3D Walnut/Blonde/Brown 10 3140


Blonde



30x30 - 12"x12"
NDW 334N Mos. 5x5 Blonde 10 3115



35x40 - 13¾"x16"
NDW 337N Esagona Bacchette Blonde 04 3150




35x40 - 13¾"x16"
LST 449N Nest Clay/Walnut 04 3150

Glacier




30x30 - 12"x12"
NDW 884N Mos. 5x5 Glacier 10 3115


Almond



30x30 - 12"x12"
NDW 224N Mos. 5x5 Almond 10 3115




35x40 - 13¾"x16"
NDW 227N Esagona Bacchette Almond 04 3150




35x40 - 13¾"x16"
LST 669N Nest Earth/Almond 04 3150

Pepper



30x30 - 12"x12"
NDW 114N Mos. 5x5 Pepper 10 3115



35x40 - 13¾"x16"
NDW 117N Esagona Bacchette Pepper 04 3150



Floor: Esagona 3D Walnut/Blonde/Brown 29,5x22,6

Nordic Wood

Technical features

Pezzi speciali / Special pieces / Pièces spéciales / Passende sonder formteile

Thickness 9 MM	Gradino Elle Rett. 33x120x4 ** 13"x48"x1 1/8"		Angolo DX Rett. 33x120x4 ** 13"x48"x1 1/8"		Angolo SX Rett. 33x120x4 ** 13"x48"x1 1/8"		Battiscopa 7x120 3"x48"	
	01	670	01	676	01	676	04	290
	Naturale		Naturale		Naturale		Naturale	
Almond	NDW G21K		NDW G22K		NDW G23K		NDW B22K	
Blonde	NDW G31K		NDW G32K		NDW G33K		NDW B32K	
Walnut	NDW G51K		NDW G52K		NDW G53K		NDW B52K	
Brown	NDW G61K		NDW G62K		NDW G63K		NDW B62K	
Glacier	NDW G81K		NDW G82K		NDW G83K		NDW B82K	
Pepper	NDW G11K		NDW G12K		NDW G13K		NDW B12K	
Almond Flamed	-		-		-		NDW B21K	
Blonde Flamed	-		-		-		NDW B31K	
Walnut Flamed	-		-		-		NDW B51K	
Pepper Flamed	-		-		-		NDW B11K	

** 6 settimane di consegna / 6 delivery weeks / 6 wochen lieferzeit / 6 semaines de livraison



Special trims 20 MM
Info pag.324



Special trims
20 MM

Stucchi consigliati / Recommended grouts / Couleurs des joints conseillées / Empfohlene Fugen Mörtel Farben

	Kerakoll Grouts	Mapei Grouts	Laticrete Grouts
Almond	43	132	39
Blonde	30	188	61
Walnut	31	135	30
Brown	28	136	43
Glacier	05	111	16
Pepper	06	110	78

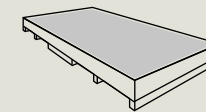
Nordic Wood

Technical features

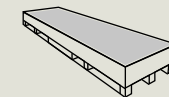
Imballi e pesi / Packaging and weights / Emballages et poids / Verpackungen und gewichte

	pcs/box	m ² /box	kg/box	box/pallet	m ² /pallet	kg/pallet
Thickness 6 MM						
120x278*	1	3,336	47,0 - MAX WEIGHT	18	60,048	846
Thickness 9,5 MM						
30x240**	1	0,720	15,0	40	28,800	600
26x160	3	1,248	27,0 - MAX WEIGHT	28	34,944	756
Thickness 9 MM						
30x120	3	1,080	20,2	50	54,000	1012
20x120	4	0,960	18,4	40	38,400	736
20x90	8	1,440	26,4 - MAX WEIGHT	48	69,120	1267
10x60	12	0,720	14,4	60	43,200	864
60x120 Bacchette	2	1,440	27,3 - MAX WEIGHT	35	50,400	956
30x120 Spina	4	1,324	26,4 - MAX WEIGHT	22	29,130	581
OutWalk²⁰ MM - Thickness 20 MM						
30x180	1	0,540	23,8	42	22,680	1000
30x120	2	0,720	30,6 - MAX WEIGHT	36	25,920	1102
60x120	1	0,720	31,4 - MAX WEIGHT	33	23,760	1036
60x60	2	0,720	31,0 - MAX WEIGHT	32	23,040	992

* Cassa/Crate 1200x2780
Dimensione/ Dimension: 1400x2890x280 HT
Peso / Weight: 98 kg
Pezzi / Pieces: 18 (120x278 - 60,048 m²)



** Cassa / Crate 600x2400
Dimensione / Dimension: 2571x780x349 HT
Peso / Weight: 73,7 kg
Pezzi / Pieces: 40 (30x240 - 28,8 m²)



Dati tecnici / Technical features / Caracteristiques techniques / Technische eigenschaften

SURFACE	DIN EN 16165 annex B	DIN EN 16165 annex A	BCR	ANSI DCOF	Deep Abrasion Resistance	MOHS	Recommended Use	Resistance to Staining	ANSI A 137.1
Naturale 6 MM	R9	A	DRY > 0.40 WET > 0.40	WET ≥ 0.42	< 175 mm ³	≥ 6	4	5	V3 Naturale
Naturale 9 MM	R10	A+B	DRY > 0.40 WET > 0.40	WET ≥ 0.42	< 175 mm ³	≥ 5	4	5	
Antislip	R11	A+B+C	DRY > 0.40 WET > 0.40	WET ≥ 0.42	< 175 mm ³	≥ 7	5	5	V4 Flamed
20 MM	R11	A+B+C	DRY > 0.40 WET > 0.40	WET ≥ 0.42	< 130 mm ³	≥ 8	5	5	



Naturale 6 MM



Naturale 9 MM



Antislip



20 MM



Wall: Malt 26x160
Floor: Malt 26x160

Artwood

Artwood offre ad architetti e progettisti la massima libertà creativa, con la disponibilità di moduli e schemi di posa in linea con le più avanzate tendenze architettoniche.

Artwood offers architects and interior designers the utmost creative freedom, providing modules and installation layouts in line with the very latest architectural trends.

Artwood offre aux architectes et aux concepteurs une liberté de création maximum, grâce à la disponibilité de modules et de schémas de pose en ligne avec les tendances architecturales les plus avancées.

Artwood ermöglicht Architekten und Planern größte Gestaltungsfreiheit und bietet ihnen Module und Verlegemuster, die mit den neuesten Architekturtrends im Einklang stehen



Floor: Maple 26x160

Thickness:
9,5 MM - 9 MM - 20 MM

Colour range

Finishes:

N Naturale - **A** Antislip - **O** OutWalk



Maple 9,5 MM - 9 MM



Honey 9,5 MM - 9 MM - 20 MM



Malt 9,5 MM - 9 MM - 20 MM



Clay 9,5 MM - 9 MM - 20 MM



Cherry 9,5 MM - 9 MM - 20 MM



Wengè 9,5 MM - 9 MM - 20 MM

Artwood

Gres a impasto colorato / Full body colour
Rettificato / Rectified

Thickness: 9,5 MM 9 MM Finishes: **N** Naturale - **A** Antislip

	9,5 MM		9 MM		Naturale		Antislip	
	03	1110	03	1095	04	1095	04	1100
Maple	AWD 86RT		AWD 83RT		AWD 81RT		-	
Honey	AWD 46RT		AWD 43RT		AWD 41RT		AWD 47AS	
Malt	AWD 36RT		AWD 33RT		AWD 31RT		AWD 37AS	
Clay	AWD 26RT		AWD 23RT		AWD 21RT		AWD 27AS	
Cherry	AWD 56RT		AWD 53RT		AWD 51RT		-	
Wengè	AWD 66RT		AWD 63RT		AWD 61RT		-	

Thickness: 20 MM **O** OutWalk

	01		02		02	
	1140	1125	1125	1130	1130	1130
Honey	AWD 418R		AWD 42RT		AWD 430R	
Malt	AWD 318R		AWD 32RT		-	
Clay	-		AWD 22RT		AWD 230R	
Cherry	-		AWD 52RT		AWD 530R	
Wengè	-		AWD 62RT		-	



Download catalogue



OutWalk 20 MM



Info pag.330



Floor: Honey 30x180 20 MM | Honey 40x120 20 MM
 Honey Griglia 20x60x2 20 MM | Angolo Griglia SX/DX 20x60x2 20 MM | Gradino Elle 30x120x6,5 20 MM | Gradino Angolo Elle 30x120x6,5 20 MM




Artwood

Mosaic & decors

Thickness:
9 MM

Maple



30x60 - 12"x24"
AWD 886K Muretto Maple 04 3130



30x30 - 12"x12"
AWD 885K Mos. 5x5 Maple 10 3115



30x40 - 12"x16"
AWD 106K Bacchette Multicolor 04 3115

Honey



30x60 - 12"x24"
AWD 446K Muretto Honey 04 3130



30x30 - 12"x12"
AWD 445K Mos. 5x5 Honey 10 3115



30x40 - 12"x16"
AWD 160K Muretto Multicolor 04 3130

Malt



30x60 - 12"x24"
AWD 336K Muretto Malt 04 3130



30x30 - 12"x12"
AWD 335K Mos. 5x5 Malt 10 3115

Clay



30x60 - 12"x24"
AWD 226K Muretto Clay 04 3130




30x30 - 12"x12"
AWD 225K Mos. 5x5 Clay 10 3115

Cherry



30x60 - 12"x24"
AWD 556K Muretto Cherry 04 3130




30x30 - 12"x12"
AWD 555K Mos. 5x5 Cherry 10 3115

Wengè



30x60 - 12"x24"
AWD 666K Muretto Wengè 04 3130













30x30 - 12"x12"
AWD 665K Mos. 5x5 Wengè 10 3115

Artwood

Technical features

Pezzi speciali / Special pieces / Pièces spéciales / Passende sonder formteile

Thickness 9 MM	Gradino Elle Rett. 33x120x4 ** 13"x48"x1 1/8"		Angolo DX Rett. 33x120x4 ** 13"x48"x1 1/8"		Angolo SX Rett. 33x120x4 ** 13"x48"x1 1/8"		Battiscopa 7x120 2 3/4"x48"	
	Naturale		Naturale		Naturale		Naturale	
	01 	670	01 	676	01 	676	04 	290
 Maple	AWD G81K		AWD G82K		AWD G83K		AWD B82K	
 Honey	AWD G41K		AWD G42K		AWD G43K		AWD B42K	
 Malt	AWD G31K		AWD G32K		AWD G33K		AWD B32K	
 Clay	AWD G21K		AWD G22K		AWD G23K		AWD B22K	
 Cherry	AWD G51K		AWD G52K		AWD G53K		AWD B52K	
 Wengè	AWD G61K		AWD G62K		AWD G63K		AWD B62K	

** 6 settimane di consegna / 6 delivery weeks / 6 wochen lieferzeit / 6 semaines de livraison



























Special trims 20 MM
Info pag.324



Special trims
20 MM

Stucchi consigliati / Recommended grouts / Couleurs des joints conseillées / Empfohlene Fugen Mörtel Farben

	Kerakoll Grouts	Mapei Grouts	Laticrete Grouts
 Maple	 43	 137	 39
 Honey	 44	 132	 61
 Malt	 31	 188	 30
 Clay	 45	 134	 57
 Cherry	 34	 135	 58
 Wengè	 47	 144	 43

Artwood

Technical features

Imballi e pesi / Packaging and weights / Emballages et poids / Verpackungen und gewichte

	pcs/box	m ² /box	kg/box	box/pallet	m ² /pallet	kg/pallet
Thickness 9,5 MM						
26x160	3	1,248	27,0 - MAX WEIGHT	28	34,944	756
Thickness 9 MM						
30x120	3	1,080	20,2	50	54,000	1012
20x120	4	0,960	18,4	40	38,400	736
OutWalk²⁰_{MM} - Thickness 20 MM						
30x180	1	0,540	23,8	42	22,680	1000
40x120	2	0,960	41,6 - MAX WEIGHT	24	23,040	998
30x120	2	0,720	30,6 - MAX WEIGHT	36	25,920	1102

Dati tecnici / Technical features / Caracteristiques techniques / Technische eigenschaften

SURFACE	DIN EN 16165 annex B	DIN EN 16165 annex A	BCR	ANSI DCOF	Deep Abrasion Resistance	MOHS	Recommended Use	Resistance to Staining	ANSI A 137.1
Naturale	R10	A+B	DRY > 0.40 WET > 0.40	WET ≥ 0.42	< 175 mm ³	≥ 5	4	5	
Antislip	R11	A+B+C	DRY > 0.40 WET > 0.40	WET ≥ 0.42	< 175 mm ³	≥ 7	5	5	V3
20 MM	R11	A+B+C	DRY > 0.40 WET > 0.40	WET ≥ 0.42	< 130 mm ³	≥ 8	5	5	



Naturale



Antislip



20 MM



Floor: Natur 20x120

24/25 BOOK

Wood look

Eiche

NovaBell affonda le radici della propria ricerca nella materia lignea, riemergendo con una superficie autentica e inconfondibile.

NovaBell's research digs deep into the substance and culture of wood, and emerges with a unique, authentic surface.

Les racines de NovaBell plongent dans sa recherche sur la matière bois, d'où elle fait surgir une surface authentique et incomparable.

NovaBell hat sich mit der gestalterischen Wirkung von Holz beschäftigt und eine Kollektion mit einer naturnahen, unverwechselbaren Optik geschaffen.



Floor: Landhaus 20x120



Floor: Alpin 20x120 | Alpin 30x120



Floor: Timber 26x160

Thickness:
9,5 MM - 9 MM - 20 MM

Colour range

Finishes:

N Naturale - **A** Antislip - **O** OutWalk



Alpin 9,5 MM - 9 MM - 20 MM



Landhaus 9,5 MM - 9 MM - 20 MM



Natur 9,5 MM - 9 MM - 20 MM



Scottish 9,5 MM - 9 MM - 20 MM



Timber 9,5 MM - 9 MM - 20 MM

Eiche

Gres a impasto colorato / Full body colour
Rettificato / Rectified

Thickness: 9,5 MM 9 MM Finishes: **N** Naturale - **A** Antislip

	26x160 10¼"x63" rettificato		16x160 6¼"x63" rettificato		30x120 12"x48" rettificato		20x120 8"x48" rettificato	
	Naturale		Naturale		Naturale		Naturale Antislip	
	03	1110	04	1110	03	1095	04	1100
Alpin	ECH 86RT		ECH 84RT		ECH 83RT		ECH 81RT	
Landhaus	ECH 46RT		ECH 44RT		ECH 43RT		ECH 41RT ECH 47AS	
Natur	ECH 36RT		ECH 34RT		ECH 33RT		ECH 31RT ECH 37AS	
Scottish	ECH 56RT		ECH 54RT		ECH 53RT		ECH 51RT ECH 57AS	
Timber	ECH 66RT		ECH 64RT		ECH 63RT		ECH 61RT ECH 67AS	

Thickness: 20 MM **O** OutWalk

	30x180 12"x71" rettificato		40x120 16"x48" rettificato		30x120 12"x48" rettificato		20x120 8"x48" rettificato	
	01	1140	02	1125	02	1130	02	1125
Alpin	ECH 818R		ECH 82RT		-		ECH 88RT	
Landhaus	ECH 418R		ECH 42RT		-		ECH 48RT	
Natur	ECH 318R		ECH 32RT		ECH 330R		ECH 38RT	
Scottish	ECH 518R		ECH 52RT*		ECH 530R		ECH 58RT	
Timber	ECH 618R		ECH 62RT*		ECH 630R		ECH 68RT	



Download catalogue



OutWalk 20 MM



Info pag.330



Floor: Timber 40x120 20 MM




Eiche


Mosaic & decors

Thickness:
9 MM

Alpin



30x60 - 12"x24"
ECH 886K Mattoncino Alpin 04 3130




30x30 - 12"x12"
ECH 885K Mos. 5x5 Alpin 10 3115


Landhaus



30x60 - 12"x24"
ECH 446K Mattoncino Landhaus 04 3130



30x30 - 12"x12"
ECH 445K Mos. 5x5 Landhaus 10 3115




30x40 - 12"x16"
ECH 400K Bacchette Multicolor 04 3140

Natur



30x60 - 12"x24"
ECH 336K Mattoncino Natur 04 3130




30x30 - 12"x12"
ECH 335K Mos. 5x5 Natur 10 3115

Scottish



30x60 - 12"x24"
ECH 556K Mattoncino Scottish 04 3130




30x30 - 12"x12"
ECH 555K Mos. 5x5 Scottish 10 3115

Timber



30x60 - 12"x24"
ECH 666K Mattoncino Timber 04 3130











30x30 - 12"x12"
ECH 665K Mos. 5x5 Timber 10 3115

Eiche

Technical features

Pezzi speciali / Special pieces / Pièces spéciales / Passende sonder formteile

				
	Gradino Elle Rett. 33x120x4 ** 13''x48''x1 1/8''	Angolo DX Rett. 33x120x4 ** 13''x48''x1 1/8''	Angolo SX Rett. 33x120x4 ** 13''x48''x1 1/8''	Battiscopa 7x120 2 3/4''x48''
Thickness 9 MM	Naturale		Naturale	
	01 	670	01 	676
	01 	676	04 	290
Alpin	ECH G81K	ECH G82K	ECH G83K	ECH B82K
Landhaus	ECH G41K	ECH G42K	ECH G43K	ECH B42K
Natur	ECH G31K	ECH G32K	ECH G33K	ECH B32K
Scottish	ECH G51K	ECH G52K	ECH G53K	ECH B52K
Timber	ECH G61K	ECH G62K	ECH G63K	ECH B62K

** 6 settimane di consegna / 6 delivery weeks / 6 wochen lieferzeit / 6 semaines de livraison


















Special trims 20 MM
Info pag.324



Special trims
20 MM

Stucchi consigliati / Recommended grouts / Couleurs des joints conseillées / Empfohlene Fugen Mörtel Farben

	Kerakoll Grouts	Mapei Grouts	Laticrete Grouts
Alpin	 43	 123	 90
Landhaus	 24	 137	 40
Natur	 44	 188	 56
Scottish	 26	 133	 30
Timber	 45	 187	 57

Eiche

Technical features

Imballi e pesi / Packaging and weights / Emballages et poids / Verpackungen und gewichte

	pcs/box	m ² /box	kg/box	box/pallet	m ² /pallet	kg/pallet
Thickness 9,5 MM						
26x160	3	1,248	27,0 - MAX WEIGHT	28	34,944	756
16x160	4	1,024	20,6	60	61,440	1236
Thickness 9 MM						
30x120	3	1,080	20,2	50	54,000	1012
20x120	4	0,960	18,4	40	38,400	736
OutWalk²⁰_{MM} - Thickness 20 MM						
30x180	1	0,540	23,8	42	22,680	1000
40x120	2	0,960	41,6 - MAX WEIGHT	24	23,040	998
30x120	2	0,720	30,6 - MAX WEIGHT	36	25,920	1102
20x120	2	0,480	20,6	40	19,200	824

Dati tecnici / Technical features / Caracteristiques techniques / Technische eigenschaften

SURFACE	DIN EN 16165 annex B	DIN EN 16165 annex A	BCR	ANSI DCOF	Deep Abrasion Resistance	MOHS	Recommended Use	Resistance to Staining	ANSI A 137.1
Naturale	R10	A+B	DRY > 0.40 WET > 0.40	WET ≥ 0.42	< 175 mm ³	≥ 5	4	5	
Antislip	R11	A+B+C	DRY > 0.40 WET > 0.40	WET ≥ 0.42	< 175 mm ³	≥ 7	5	5	V3
20 MM	R11	A+B+C	DRY > 0.40 WET > 0.40	WET ≥ 0.42	< 130 mm ³	≥ 8	5	5	



Naturale



Antislip



20 MM



Floor: Cognac 20x120

My Space

Vivere in spazi che ci appartengono e raccontano il nostro stile. La superficie mostra nei dettagli la naturale struttura del legno.

Living in spaces we have made our own, that express our own style. The surface reveals the natural structure of wood in all its many details.

Vivre dans des espaces qui ne sont qu'à nous et qui racontent l'histoire de notre style. La finition laisse apparaître tous les détails de la structure naturelle du bois.

Leben in Räumen, die Ausdruck unseres individuellen Lebensstils sind. Die Oberfläche ist die detailgenaue Nachbildung der natürlichen Holzstruktur.



Floor: Cinnamon 20x120

Thickness:
9 MM - 20 MM

Colour range

Finishes:


N Naturale - **A** Antislip - **O** OutWalk



Bamboo 9 MM



Cognac 9 MM - 20 MM




Cinnamon 9 MM - 20 MM



Tobacco 9 MM



Rice 9 MM



Cloud 9 MM - 20 MM

My Space

Gres a impasto colorato / Full body colour
Rettificato / Rectified

Thickness: 9 MM Finishes: **N** Naturale - **A** Antislip

	30x120 12"x48" rettificato		20x120 8"x48" rettificato		20x90 8"x36" rettificato			
	Naturale		Naturale		Antislip			
	03	1095	04	1095	08	1055	08	1060
Bamboo	ESP 43RT		ESP 41RT		ESP 42RT		-	
Cognac	ESP 33RT		ESP 31RT		ESP 32RT		ESP 37AS	
Cinnamon	ESP 53RT		ESP 51RT		ESP 52RT		ESP 57AS	
Tobacco	ESP 63RT		ESP 61RT		ESP 62RT		ESP 67AS	
Rice	ESP 13RT		ESP 11RT		ESP 12RT		-	
Cloud	ESP 23RT		ESP 21RT		ESP 22RT		ESP 27AS	

Thickness: 20 MM **O** OutWalk

	40x120 16"x48" rettificato		30x120 12"x48" rettificato	
	Naturale		Naturale	
	02	1125	02	1130
Cognac	ESP 34RT*		ESP 330R	
Cinnamon	ESP 54RT		-	
Cloud	ESP 24RT*		ESP 230R	



Download catalogue



OutWalk 20 MM



Info pag.330



Floor: Cognac 20x120



Thickness:
9 MM


My Space

Mosaic & decors

Bamboo



30x45 - 12"x18"
ESP 444K Muretto Bamboo 04 [3130](#)




30x30 - 12"x12"
ESP 445K Mos. 5x5 Bamboo 10 [3115](#)

Cognac



30x45 - 12"x18"
ESP 334K Muretto Cognac 04 [3130](#)




30x30 - 12"x12"
ESP 335K Mos. 5x5 Cognac 10 [3115](#)

Cinnamon



30x45 - 12"x18"
ESP 554K Muretto Cinnamon 04 [3130](#)




30x30 - 12"x12"
ESP 555K Mos. 5x5 Cinnamon 10 [3115](#)

Tobacco



30x45 - 12"x18"
ESP 664K Muretto Tobacco 04 [3130](#)



30x30 - 12"x12"
ESP 665K Mos. 5x5 Tobacco 10 [3115](#)

Rice



30x45 - 12"x18"
ESP 114K Muretto Rice 04 [3130](#)




30x30 - 12"x12"
ESP 115K Mos. 5x5 Rice 10 [3115](#)

Cloud



30x45 - 12"x18"
ESP 224K Muretto Cloud 04 [3130](#)



30x30 - 12"x12"
ESP 225K Mos. 5x5 Cloud 10 [3115](#)



Floor: Ambra 30x120 | Ambra 20x120

Time Design

Time design è il gres porcellanato con effetto legno che rinnova e riqualifica i materiali. Naturalmente vissuti, per raggiungere una superficie volutamente imperfetta.

Time Design is the wood-effect porcelain stoneware which revamps and redefines naturally worn materials, featuring a deliberately imperfect surface.

Time Design est le grès cérame effet bois qui modernise et requalifie les matériaux qui ont naturellement « vieilli » pour dessiner une surface expressément imparfaite.

Time Design, Feinsteinzeug in Holzoptik, das den Charme eines Materials mit natürlichen Gebrauchsspuren durch eine bewusst unvollkommene Optik wiedergibt.



Floor: Stonewash 20x120

Thickness:
9 MM - 20 MM

Colour range

Finishes:
N Naturale - O OutWalk



Moonlight

9 MM



Ambra

9 MM



Stonewash

9 MM - 20 MM

Time Design

Gres a impasto colorato / Full body colour
Rettificato / Rectified

	Thickness: 9 MM		Finishes: N Naturale		Recommended Grouts			20 MM O OutWalk	
	30x120 12"x48" rettificato	20x120 8"x48" rettificato	Naturale	Naturale	Kerakoll	Mapei	Laticrete	40x120 16"x48" rettificato	
	03	1095	04	1095				02	1125
Moonlight	TMG 43RT	TMG 41RT			05	123	17	-	-
Ambra	TMG 33RT	TMG 31RT			26	188	56	-	-
Stonewash	TMG 23RT	TMG 21RT			45	134	30	TMG 24RT	

Pezzi speciali / Special pieces / Pièces spéciales / Passende sonder formteile

	Gradino Elle Rett. 30x120x4 ** 12"x48"x1 1/8"		Angolo DX Rett. 30x120x4 ** 12"x48"x1 1/8"		Angolo SX Rett. 30x120x4 ** 12"x48"x1 1/8"		Battiscopa 7x120 2 3/4"x48"	
	Naturale	Naturale	Naturale	Naturale	Naturale	Naturale	Naturale	Naturale
	01	670	01	676	01	676	04	290
Moonlight	TMG G41K	TMG G42K	TMG G43K	TMG B42K				
Ambra	TMG G31K	TMG G32K	TMG G33K	TMG B32K				
Stonewash	TMG G21K	TMG G22K	TMG G23K	TMG B22K				

** 6 settimane di consegna / 6 delivery weeks / 6 wochen lieferzeit / 6 semaines de livraison

Imballi e pesi / Packaging and weights / Emballages et poids / Verpackungen und gewichte

	pcs/box	m ² /box	kg/box	box/pallet	m ² /pallet	kg/pallet
Thickness 9 MM						
30x120	3	1,080	20,2	50	54,000	1012
20x120	4	0,960	18,4	40	38,400	736
OutWalk 20 MM - Thickness 20 MM						
40x120	2	0,960	41,6 - MAX WEIGHT	24	23,040	998

Dati tecnici / Technical features / Caracteristiques techniques / Technische eigenschappen

SURFACE	DIN EN 16165 annex B	DIN EN 16165 annex A	BCR	ANSI DCOF	Deep Abrasion Resistance	MOHS	Recommended Use	Resistance to Staining	ANSI A 137.1
Naturale	R10	A+B	DRY > 0.40 WET > 0.40	WET ≥ 0.42	< 175 mm ³	≥ 5	4	5	V3
20 MM	R11	A+B+C	DRY > 0.40 WET > 0.40	WET ≥ 0.42	< 130 mm ³	≥ 8	5	5	



Download catalogue



Novaball Ecosystem
HIGH RECYCLED CERAMIC CONTENT



OutWalk 20 MM



Info pag.330



Special trims 20 MM
Info pag.324



Special trims 20 MM



Naturale



20 MM

24/25 BOOK



Floor: Noce 20x120

24/25 BOOK

Wood look

Quercus

Quercus è il progetto dedicato a chi cerca l'eleganza delle superfici ad effetto legno essenziali e moderne.

Quercus is the new wood-effect project dedicated to those that prioritise the elegance of the minimalist and modern wood surfaces.

Quercus est le nouveau projet effet bois dédié à ceux qui recherchent l'élégance des surfaces en bois essentielles et modernes.

Quercus ist das neue Konzept in Holzoptik, das an die elegante Ausstrahlung puristischer, moderner Holzflächen anknüpft.



Wall: OPEN Noce 60x60
Floor: Castagno 30x120

Thickness:
9 MM

Colour range

Finishes:
N Naturale



Olmo

9 MM




Rovere

9 MM



Castagno

9 MM



Olivo

9 MM



Noce

9 MM

Quercus

Gres a impasto colorato / Full body colour
Rettificato / Rectified

Thickness: 9 MM		Finishes: N Naturale							
	30x120 12"x48" rettificato	20x120 8"x48" rettificato	20x90 8"x36" rettificato	Recommended Grouts					
	Naturale		Naturale		Naturale				
	03	1095	04	1095	08	1055	Kerakoll	Mapei	Laticrete
Olmo	QU 43RT		QU 41RT		QU 49RT		21	137	39
Rovere	QU 33RT		QU 31RT		QU 39RT		44	188	56
Castagno	QU 53RT		QU 51RT		QU 59RT		26	133	67
Olivo	QU 73RT		QU 71RT		QU 79RT		06	110	78
Noce	QU 63RT		QU 61RT		-		36	136	57

Thickness: 9 MM		Mosaico 5x5 30x30 - 12"x12" rettificato		Bacchette Multicolor 30x40 - 12"x16" rettificato		Battiscopa 7x120 - 2 3/4"x48"	
	Naturale		Naturale		Naturale		
	10	3115	04	3115	04	290	
Olmo	QU 445K		QU 106K		QU B42K		
Rovere	QU 335K			QU B32K			
Castagno	QU 555K			QU B52K			
Olivo	QU 775K			QU B72K			
Noce	QU 665K			QU B62K			

Imballi e pesi / Packaging and weights / Emballages et poids / Verpackungen und gewichte

	pcs/box	m ² /box	kg/box	box/pallet	m ² /pallet	kg/pallet
Thickness 9 MM						
30x120	3	1,080	20,2	50	54,000	1012
20x120	4	0,960	18,4	40	38,400	736
20x90	8	1,440	26,4 - MAX WEIGHT	48	69,120	1267

Dati tecnici / Technical features / Caracteristiques techniques / Technische eigenschappen

SURFACE	DIN EN 16165 annex B	DIN EN 16165 annex A	BCR	ANSI DCOF	Deep Abrasion Resistance	MOHS	Recommended Use	Resistance to Staining	ANSI A 137.1
Naturale	R10	A+B	DRY > 0.40 WET > 0.40	WET ≥ 0.42	< 175 mm ³	≥ 5	4	5	V3



Download catalogue



Info pag.330



Naturale



Floor: Antracite 80x80 20 MM

Open

Open è caratterizzato da superfici essenziali ed equilibrate in grado di soddisfare tutte le esigenze del progetto architettonico indoor&outdoor.

Open is characterized by essential and balanced surfaces able to satisfy all the needs of the architectural project indoor&outdoor.

Open est caractérisé par surfaces minimalistes et équilibrées capables de satisfaire tous les besoins du projet architectural indoor&outdoor.

Open ist der aus wesentliche und ausgewogene Oberflächen gekennzeichnet ist, so dass alle architektonische bedürfnisse in erfüllung gehen können indoor&outdoor.

Wall: Avana 120x278 | Avorio 120x278 | Muretto Avana 30x60
Floor: Avana 120x120



Wall: Tortora 60x120 | KHROMA Ottanio 120x278
Floor: Tortora 120x120 | Floor Out: Tortora 120x120 20 MM

Thickness:
6 MM - 9 MM - 20 MM - 30 MM

Colour range

Finishes:

N Naturale - **A** Antislip - **O** OutWalk



Avorio 6 MM - 9 MM



Avana 6 MM - 9 MM - 20 MM



Tortora 6 MM - 9 MM - 20 MM



Moka 9 MM



Beige 9 MM - 20 MM



Noce 9 MM - 20 MM



Bianco 9 MM - 20 MM



Grigio 6 MM - 9 MM - 20 MM



Antracite 9 MM - 20 MM - 30 MM



Nero 9 MM - 20 MM

Open

Gres a impasto colorato / Full body colour
Rettificato / Rectified
UGL - EN 14411 - ISO 13006

Thickness: 6 MM 9 MM Finishes: **N** Naturale - **A** Antislip

	6 MM		9 MM		6 MM		9 MM		6 MM		9 MM	
	01	1140	02	1110	02	1075	02	1075	03	1065	03	1065
Avorio	OP LA10		OP 180R		OP 02RT		-		OP 00RT		OP 06RT	
Avana	OP LA13		OP 183R		OP 32RT		OP 38RT		OP 30RT	OP 30AS	OP 36RT	OP 36AS
Tortora	OP LA15		OP 185R		OP 52RT		OP 58RT		OP 50RT	OP 50AS	OP 56RT	OP 56AS
Moka	-		-		OP 72RT		-		OP 70RT	-	OP 76RT	-
Beige	-		OP 184R		OP 42RT		OP 48RT		OP 40RT	OP 40AS	OP 46RT	OP 46AS
Noce	-		-		OP 62RT		OP 68RT		OP 60RT	-	OP 66RT	-
Bianco	-		OP 188R		OP 82RT		OP 88RT		OP 80RT	-	OP 86RT	-
Grigio	OP LA11		OP 181R		OP 12RT		OP 18RT		OP 10RT	OP 10AS	OP 16RT	OP 16AS
Antracite	-		OP 182R		OP 22RT		OP 28RT		OP 20RT	OP 20AS	OP 26RT	OP 26AS
Nero	-		-		OP 92RT		OP 98RT		OP 90RT	-	OP 96RT	-

Thickness: 20 MM **O** OutWalk

	6 MM		9 MM		6 MM		9 MM	
	01	1135	01	1125	01	1120	02	1110
Avana	-		-		-			Y00360
Tortora	OP 512R		OP 59RT		OP 57RT			Y00560
Beige	OP 412R		OP 49RT		OP 47RT*			Y00460
Noce	-		-		-			Y00660
Bianco	OP 812R		OP 89RT		OP 87RT			Y00860
Grigio	OP 112R		OP 19RT		OP 17RT*			Y00160*
Antracite	OP 212R		OP 29RT		OP 27RT*			Y00260*
Nero	-		-		-			Y00960

Thickness: 30 MM **O** OutWalk

	01	1150	02	1130
Antracite		OP 288R		OP 260R



Download catalogue



OutWalk 20 MM




Info pag.330

Thickness:
6 MM


24/25 BOOK

Open


Oversize




120x278 - 48"x109½"
OP LA10 Avorio 01 1140



120x278 - 48"x109½"
OP LA13 Avana 01 1140



120x278 - 48"x109½"
OP LA15 Tortora 01 1140



120x278 - 48"x109½"
OP LA11 Grigio 01 1140

Finishes:
 Naturale

Thickness:
9 MM

24/25 BOOK

Open

Mosaic & decors


Concrete/Resin
Metal look



Avorio




30x60 - 12"x24"
OP 006K Muretto Avorio 04 3130



30x30 - 12"x12"
OP 005K Mos. 5x5 Avorio 10 3115

Avana




30x60 - 12"x24"
OP 336K Muretto Avana 04 3130




30x30 - 12"x12"
OP 335K Mos. 5x5 Avana 10 3115

Tortora




30x60 - 12"x24"
OP 556K Muretto Tortora 04 3130




30x30 - 12"x12"
OP 555K Mos. 5x5 Tortora 10 3115

Moka



30x60 - 12"x24"
OP 776K Muretto Moka 04 3130




30x30 - 12"x12"
OP 775K Mos. 5x5 Moka 10 3115

Beige



30x60 - 12"x24"
OP 446K Muretto Beige 04 3130




30x30 - 12"x12"
OP 445K Mos. 5x5 Beige 10 3115

Noce



30x60 - 12"x24"
OP 666K Muretto Noce 04 3130



30x30 - 12"x12"
OP 665K Mos. 5x5 Noce 10 3115

Bianco



30x60 - 12"x24"
OP 886K Muretto Bianco 04 3130




30x30 - 12"x12"
OP 885K Mos. 5x5 Bianco 10 3115

Grigio



30x60 - 12"x24"
OP 116K Muretto Grigio 04 3130




30x30 - 12"x12"
OP 115K Mos. 5x5 Grigio 10 3115

Antracite




30x60 - 12"x24"
OP 226K Muretto Antracite 04 3130




30x30 - 12"x12"
OP 225K Mos. 5x5 Antracite 10 3115

Nero



30x60 - 12"x24"
OP 996K Muretto Nero 04 3130



30x30 - 12"x12"
OP 995K Mos. 5x5 Nero 10 3115

OVERSIZE
120x278
6 MM

Open

Technical features

Pezzi speciali / Special pieces / Pièces spéciales / Passende sonder formteile

Thickness 9 MM	Gradino Elle Rett. 33x120x4 ** 13"x48"x1 1/8"		Angolo DX Rett. 33x120x4 ** 13"x48"x1 1/8"		Angolo SX Rett. 33x120x4 ** 13"x48"x1 1/8"		Battiscopa 7x60 2 3/4"x24"	
	01 □	670	01 □	676	01 □	676	15 □	230
Avorio	OP G01K		OP G02K		OP G05K		OP B00K	
Avana	OP G31K		OP G32K		OP G35K		OP B30K	
Tortora	OP G51K		OP G52K		OP G55K		OP B50K	
Moka	OP G71K		OP G72K		OP G75K		OP B70K	
Beige	OP G41K		OP G42K		OP G45K		OP B40K	
Noce	OP G61K		OP G62K		OP G65K		OP B60K	
Bianco	OP G81K		OP G82K		OP G85K		OP B80K	
Grigio	OP G11K		OP G12K		OP G15K		OP B10K	
Antracite	OP G21K		OP G22K		OP G25K		OP B20K	
Nero	OP G91K		OP G92K		OP G95K		OP B90K	

** 6 settimane di consegna / 6 delivery weeks / 6 wochen lieferzeit / 6 semaines de livraison

Special trims 20 MM
Info pag.324Special trims
20 MM

Stucchi consigliati / Recommended grouts / Couleurs des joints conseillées / Empfohlene Fugen Mörtel Farben

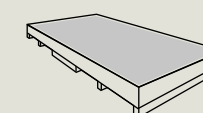
	Kerakoll Grouts	Mapei Grouts	Laticrete Grouts
Avorio	03	103	18
Avana	20	130	16
Tortora	44	133	27
Moka	46	135	59
Beige	44	133	27
Noce	46	135	59
Bianco	04	103	18
Grigio	06	110	89
Antracite	09	112	42
Nero	11	114	45

Open

Technical features

Imballi e pesi / Packaging and weights / Emballages et poids / Verpackungen und gewichte

	pcs/box	m ² /box	kg/box	box/pallet	m ² /pallet	kg/pallet
Thickness 6 MM						
120x278*	1	3,336	47,0 - MAX WEIGHT	18	60,048	846
Thickness 9 MM						
120x120	2	2,880	56,0 - MAX WEIGHT	16	46,080	896
60x120	2	1,440	27,3 - MAX WEIGHT	35	50,400	956
80x80	2	1,280	22,9	40	51,200	916
60x60	3	1,080	20,0	48	51,840	960
30x60	7	1,260	23,6	40	50,400	944
OutWalk²⁰ MM - Thickness 20 MM						
120x120	1	1,440	62,0 - MAX WEIGHT	16	23,040	992
80x80	1	0,640	27,6 - MAX WEIGHT	40	25,600	1104
60x120	1	0,720	31,4 - MAX WEIGHT	33	23,760	1036
60x60	2	0,720	31,0 - MAX WEIGHT	32	23,040	992
OutWalk³⁰ MM - Thickness 30 MM						
80x80	1	0,640	45,2 - MAX WEIGHT	24	15,360	1085
60x60	2	0,720	49,3 - MAX WEIGHT	22	15,840	1085

* Cassa/Crate 1200x2780
Dimensione/ Dimension: 1400x2890x280 HT
Peso / Weight: 98 kg
Pezzi / Pieces: 18 (120x278 - 60,048 m²)

Dati tecnici / Technical features / Caracteristiques techniques / Technische eigenschaften

UGL - EN 14411 - ISO 13006

SURFACE	DIN EN 16165 annex B	DIN EN 16165 annex A	BCR	ANSI DCOF	Deep Abrasion Resistance	MOHS	Recommended Use	Resistance to Staining	ANSI A 137.1
Naturale 6 MM	R9	A	DRY > 0.40 WET > 0.40	WET ≥ 0.42	< 175 mm ³	≥ 6	4	5	
Naturale 9 MM	R10	A+B	DRY > 0.40 WET > 0.40	WET ≥ 0.42	< 175 mm ³	≥ 6	4	5	
Antislip	R11	A+B+C	DRY > 0.40 WET > 0.40	WET ≥ 0.42	< 175 mm ³	≥ 7	5	5	V2
20 MM	R11	A+B+C	DRY > 0.40 WET > 0.40	WET ≥ 0.42	< 130 mm ³	≥ 8	5	5	
30 MM	R11	A+B+C	DRY > 0.40 WET > 0.40	WET ≥ 0.42	< 130 mm ³	≥ 8	5	5	



Naturale 6 MM



Naturale 9 MM



Antislip



20 MM



30 MM



Wall: Struttura Zig Zag Amande 40x80
Floor: Amande 80x80

Paris

Paris è la materia in gres porcellanato che riflette tutta la bellezza delle superfici in resina. Paris è un progetto moderno che cattura lo spazio con il fascino di superfici urban-chic.

Paris is the porcelain stoneware material that evokes all the beauty of resin surfaces. Paris is a modern project that captures space with the allure of urban-chic surfaces.

Paris est la matière en grès cérame qui exprime toute la beauté des surfaces en résine. Paris est un projet moderne qui capture l'espace sous le charme des Finitions « urban-chic ».

Paris ist eine feinsteinzeugfliese, die die vollendete ästhetik von kunstharzflächen nachempfendet. Paris ist ein modernes projekt, das den raum mit einem urban-chic-design prägt.




Wall: Struttura Zig Zag Plume 40x80 | Struttura Zig Zag Ciment 40x80
Floor: Ciment 80x80

Thickness:
9 MM


Colour range

Finishes:
N Naturale



Amande

9 MM




Ciment

9 MM




Plume

9 MM



Ash

9 MM



Noir

9 MM

Paris

Gres a impasto colorato / Full body colour
Rettificato / Rectified

Thickness: 9 MM		Finishes: N Naturale							
		100x100 39"x39" rettificato		60x120 24"x48" rettificato		80x80 31½"x31½" rettificato		40x80 16"x31½" rettificato	
		Naturale		Naturale		Naturale		Naturale	
		02	1090	02	1080	02	1080	04	1090
Amande		-		PRS 04RT		PRS 48RT		PRS 44RT	
Ciment		PRS 102R		PRS 02RT		PRS 28RT		PRS 24RT	
Plume		PRS 108R		PRS 08RT		PRS 88RT		PRS 84RT	
Ash		PRS 101R		PRS 01RT		PRS 18RT		PRS 14RT	
Noir		-		PRS 09RT		PRS 98RT		PRS 94RT	

Thickness: 9 MM		Finishes: N Naturale			
		60x60 24"x24" rettificato		30x60 12"x24" rettificato	
		Naturale		Naturale	
		03	1060	07	1035
Amande		PRS 40RT		PRS 46RT	
Ciment		PRS 20RT		PRS 26RT	
Plume		PRS 80RT		PRS 86RT	
Ash		PRS 10RT		PRS 16RT	
Noir		PRS 90RT		PRS 96RT	



Download catalogue



Info pag.330

Thickness:
9 MM

Paris

3D Wall

Finishes:
Naturale


Struttura Righe Amande



40x80 - 16"x31½"
PRS 49RT Struttura Righe Amande

04 1100

Struttura Righe Ciment



40x80 - 16"x31½"
PRS 29RT Struttura Righe Ciment

04 1100


Struttura Righe Plume



40x80 - 16"x31½"
PRS 89RT Struttura Righe Plume

04 1100


Struttura Righe Ash



40x80 - 16"x31½"
PRS 19RT Struttura Righe Ash

04 1100

Struttura Righe Noir




40x80 - 16"x31½"
PRS 99RT Struttura Righe Noir

04 1100

Thickness: 9 MM	
	40x80 16"x31½" rettificato
Naturale	
04	1100
	Amande PRS 49RT
	Ciment PRS 29RT
	Plume PRS 89RT
	Ash PRS 19RT
	Noir PRS 99RT

Struttura Zig Zag Amande



40x80 - 16"x31½"
PRS 47RT Struttura Zig Zag Amande

04 1100


Struttura Zig Zag Ciment



40x80 - 16"x31½"
PRS 27RT Struttura Zig Zag Ciment

04 1100

Struttura Zig Zag Plume




40x80 - 16"x31½"
PRS 87RT Struttura Zig Zag Plume

04 1100

Thickness: 9 MM	
	40x80 16"x31½" rettificato
Naturale	
04	1100
	Amande PRS 47RT
	Ciment PRS 27RT
	Plume PRS 87RT
	Ash PRS 17RT
	Noir PRS 97RT

Struttura Zig Zag Ash



40x80 - 16"x31½"
PRS 17RT Struttura Zig Zag Ash

04 1100

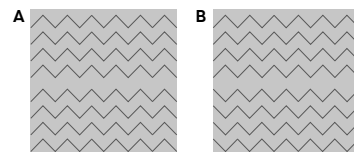
Struttura Zig Zag Noir



40x80 - 16"x31½"
PRS 97RT Struttura Zig Zag Noir

04 1100

3D wall



La struttura zig-zag puo' essere montata seguendo il senso di posa "A" oppure casuale "B".
The zig zag structure can be laid following the installation direction "A" or at random "B".
La structure zig zag peut être installée dans le sens de pose « A » ou de manière aléatoire « B ».
Die zig-zag-struktur kann in die verlegerichtung „A“ oder in zufälliger anordnung „B“ montiert werden.

Thickness:
9 MM

Paris

Mosaic & decors



Amande



30x30 - 12"x12"
PRS 445K Mos. 5x5 Mix Amande

10 3120



30x30 - 12"x12"
PRS 449K Mos. 5x5 Amande


10 3115



27x27 - 10½"x10½"
PRS 447K Mos. Losanga Amande

10 3150

Ciment



30x30 - 12"x12"
PRS 225K Mos. 5x5 Mix Ciment

10 3120



30x30 - 12"x12"
PRS 229K Mos. 5x5 Ciment

10 3115



27x27 - 10½"x10½"
PRS 227K Mos. Losanga Ciment

10 3150

Plume



30x30 - 12"x12"
PRS 885K Mos. 5x5 Mix Plume

10 3120



30x30 - 12"x12"
PRS 889K Mos. 5x5 Plume

10 3115



27x27 - 10½"x10½"
PRS 887K Mos. Losanga Plume

10 3150

Ash



30x30 - 12"x12"
PRS 115K Mos. 5x5 Mix Ash

10 3120



30x30 - 12"x12"
PRS 119K Mos. 5x5 Ash


10 3115



27x27 - 10½"x10½"
PRS 117K Mos. Losanga Ash


10 3150

Noir




30x30 - 12"x12"
PRS 995K Mos. 5x5 Mix Noir

10 3120



30x30 - 12"x12"
PRS 999K Mos. 5x5 Noir

10 3115



27x27 - 10½"x10½"
PRS 997K Mos. Losanga Noir


10 3150

Coordinated Déco



20x20 - 8"x8"
DEC 227K Cementine Color Mix

27 1105



20x20 - 8"x8"
DEC 472K Cementine Mix L.Beige

27 1105



20x20 - 8"x8"
DEC 272K Cementine Mix

27 1105

Paris

Technical features

Pezzi speciali / Special pieces / Pièces spéciales / Passende sonder formteile

Thickness 9 MM	Naturale	Naturale	Naturale	Naturale	Naturale
	01 670	01 676	01 676	08 260	15 230
Amande	PRS G41K	PRS G42K	PRS G45K	PRS B48K	PRS B40K
Ciment	PRS G21K	PRS G22K	PRS G25K	PRS B28K	PRS B20K
Plume	PRS G81K	PRS G82K	PRS G85K	PRS B88K	PRS B80K
Ash	PRS G11K	PRS G12K	PRS G15K	PRS B18K	PRS B10K
Noir	PRS G91K	PRS G92K	PRS G95K	PRS B98K	PRS B90K

** 6 settimane di consegna / 6 delivery weeks / 6 wochen lieferzeit / 6 semaines de livraison

Stucchi consigliati / Recommended grouts / Couleurs des joints conseillées / Empfohlene Fugen Mörtel Farben

	Kerakoll Grouts	Mapei Grouts	Laticrete Grouts
Amande	05	103	18
Ciment	08	113	60
Plume	02	111	44
Ash	07	127	78
Noir	12	120	45

Paris

Technical features

Imballi e pesi / Packaging and weights / Emballages et poids / Verpackungen und gewichte

	pcs/box	m ² /box	kg/box	box/pallet	m ² /pallet	kg/pallet
Thickness 9 MM						
100x100	2	2,000	40,9 - MAX WEIGHT	20	40,000	818
60x120	2	1,440	27,3 - MAX WEIGHT	35	50,400	956
80x80	2	1,280	22,9	40	51,200	916
40x80	4	1,280	23,6	48	61,440	1133
60x60	3	1,080	20,0	48	51,840	960
30x60	7	1,260	23,6	40	50,400	944
40x80 Struttura	4	1,280	23,6	48	61,440	1133

Dati tecnici / Technical features / Caracteristiques techniques / Technische eigenschaften

SURFACE	DIN EN 16165 annex B	DIN EN 16165 annex A	BCR	ANSI DCOF	Deep Abrasion Resistance	MOHS	Recommended Use	Resistance to Staining	ANSI A 137.1
Naturale	R9		DRY > 0.40 WET > 0.40	WET ≥ 0.42	< 175 mm ³	≥ 5	4	5	V2



Naturale



Wall: Struttura Stream Alluminio 60x120
Floor: Alluminio 80x80 | Floor out: Alluminio 80x80 20 MM

Forge

Forge è la superficie effetto metallo che asseconda le soluzioni estetiche industrial-chic. NovaBell appaga gli spazi contemporanei con superfici per interno ed esterno dall'animo urban.

Forge is the metal-look surface that embraces industrial-chic aesthetic solutions. NovaBell complements contemporary spaces with urban-style surfaces for interiors and exteriors.

Forge est la surface à effet métal qui emboîte le pas à l'esthétique industrielle chic. NovaBell satisfait les espaces contemporains par des surfaces intérieures et extérieures possédant une âme urbaine.

Forge ist die Oberfläche in Metalloptik, die sich perfekt für Gestaltungslösungen im Industrial-Chic eignet. NovaBell verleiht so modernen Innen- und Außenbereichen eine urbane Anmutung.




Wall: EICHE Timber 30x120
Floor: Bronzo 80x80 20 MM | Griglia Bronzo 20x80x2 20 MM | Toro Gradino Bronzo 40x80 20 MM

Thickness:
9 MM - 20 MM

Colour range


Finishes:

Naturale - OutWalk



Bronzo

9 MM - 20 MM




Inox

9 MM - 20 MM



Alluminio

9 MM - 20 MM



Dark

9 MM - 20 MM

Forge

Gres a impasto colorato / Full body colour
Rettificato / Rectified

Thickness: 9 MM		Finishes: Naturale											
		60x120 24"x48" rettificato	30x120 12"x48" rettificato	100x100 39"x39" rettificato	80x80 31½"x31½" rettificato	60x60 24"x24" rettificato	30x60 12"x24" rettificato						
		Naturale		Naturale		Naturale							
		02	1085	03	1090	02	1100	02	1085	03	1065	07	1035
	Bronzo	FRG 62RT	FRG 63RT	FRG 106R	FRG 68RT	FRG 60RT	FRG 66RT						
	Inox	FRG 82RT	FRG 83RT	-	FRG 88RT	FRG 80RT	FRG 86RT						
	Alluminio	FRG 12RT	FRG 13RT	FRG 101R	FRG 18RT	FRG 10RT	FRG 16RT						
	Dark	FRG 92RT	FRG 93RT	-	FRG 98RT	FRG 90RT	FRG 96RT						

Thickness: 20 MM		Finishes: OutWalk											
		80x80 31½"x31½" rettificato											
		01	1115										
	Bronzo	FRG 67RT											
	Inox	FRG 87RT											
	Alluminio	FRG 17RT*											
	Dark	FRG 97RT											



Download catalogue



OutWalk 20 MM



Info pag.330

Thickness:
9 MM

Forge

3D Wall

Finishes: *
Naturale

Struttura Stream Bronzo*



60x120 - 24"x48"
FRG 65RT Struttura Stream Bronzo

Struttura Stream Inox*



60x120 - 24"x48"
FRG 85RT Struttura Stream Inox

Struttura Stream Alluminio*



60x120 - 24"x48"
FRG 15RT Struttura Stream Alluminio

Struttura Stream Dark*




60x120 - 24"x48"
FRG 95RT Struttura Stream Dark

Thickness: 9 MM

	60x120 24"x48" rettificato	30x120 12"x48" rettificato		
	Naturale		Naturale	
	02	1095	03	1095
Bronzo	FRG 65RT		FRG 615R	
Inox	FRG 85RT		FRG 815R	
Alluminio	FRG 15RT		FRG 115R	
Dark	FRG 95RT		FRG 915R	



Struttura Metal Mix Bronzo



60x120 - 24"x48"
FRG 61RT Struttura Metal Mix Bronzo

Struttura Metal Mix Inox



60x120 - 24"x48"
FRG 81RT Struttura Metal Mix Inox


Struttura Metal Mix Alluminio



60x120 - 24"x48"
FRG 11RT Struttura Metal Mix Alluminio

Thickness: 9 MM

	60x120 24"x48" rettificato	30x120 12"x48" rettificato	60x60 24"x24" rettificato		
	Naturale			Naturale	
	02	1095	03	1095	03
Bronzo	FRG 61RT		FRG 611R		FRG 610R
Inox	FRG 81RT		FRG 811R		FRG 810R
Alluminio	FRG 11RT		FRG 111R		FRG 110R
Dark	FRG 91RT		FRG 911R		FRG 910R



3D wall




Thickness:
9 MM

Forge

Mosaic & decors

* A+B R10

Bronzo




30x60 - 12"x24"
FRG 666N Muretto Bronzo



30x30 - 12"x12"
FRG 665N Mos. 5x5 Bronzo

Inox




30x60 - 12"x24"
FRG 886N Muretto Inox



30x30 - 12"x12"
FRG 885N Mos. 5x5 Inox

Alluminio




30x60 - 12"x24"
FRG 116N Muretto Alluminio




30x30 - 12"x12"
FRG 115N Mos. 5x5 Alluminio

Dark



30x60 - 12"x24"
FRG 996N Muretto Dark



30x30 - 12"x12"
FRG 995N Mos. 5x5 Dark

Forge

Technical features

Pezzi speciali / Special pieces / Pièces spéciales / Passende sonder formteile

Thickness 9 MM	Naturale	Naturale	Naturale	Naturale	Naturale
	01 670	01 676	01 676	08 260	15 230
Bronzo	FRG G61K	FRG G62K	FRG G65K	FRG B68K	FRG B60K
Inox	FRG G81K	FRG G82K	FRG G85K	FRG B88K	FRG B80K
Alluminio	FRG G11K	FRG G12K	FRG G15K	FRG B18K	FRG B10K
Dark	FRG G91K	FRG G92K	FRG G95K	FRG B98K	FRG B90K

** 6 settimane di consegna / 6 delivery weeks / 6 wochen lieferzeit / 6 semaines de livraison



Special trims 20 MM
Info pag.324



Special trims
20 MM

Stucchi consigliati / Recommended grouts / Couleurs des joints conseillées / Empfohlene Fugen Mörtel Farben

	Kerakoll Grouts	Mapei Grouts	Laticrete Grouts
Bronzo	47	136	35
Inox	02	100	44
Alluminio	07	125	42
Dark	12	120	45

Forge

Technical features

Imballi e pesi / Packaging and weights / Emballages et poids / Verpackungen und gewichte

	pcs/box	m ² /box	kg/box	box/pallet	m ² /pallet	kg/pallet
Thickness 9 MM						
100x100	2	2,000	40,9 - MAX WEIGHT	20	40,000	818
60x120	2	1,440	27,3 - MAX WEIGHT	35	50,400	956
80x80	2	1,280	22,9	40	51,200	916
30x120	3	1,080	20,2	50	54,000	1012
60x60	3	1,080	20,0	48	51,840	960
30x60	7	1,260	23,6	40	50,400	944
60x120 Struttura	2	1,440	27,3 - MAX WEIGHT	35	50,400	956
60x60 Struttura	3	1,080	20,0	48	51,840	960
30x120 Struttura	3	1,080	20,2	50	54,000	1012
OutWalk²⁰_{MM} - Thickness 20 MM						
80x80	1	0,640	27,6 - MAX WEIGHT	40	25,600	1104

Dati tecnici / Technical features / Caracteristiques techniques / Technische eigenschaften

SURFACE	DIN EN 16165 annex B	DIN EN 16165 annex A	BCR	ANSI DCOF	Deep Abrasion Resistance	MOHS	Recommended Use	Resistance to Staining	ANSI A 137.1
Naturale	R10	A	DRY > 0.40 WET > 0.40	WET ≥ 0.42	< 175 mm ³	≥ 5	4	5	V3
20 MM	R11	A+B+C	DRY > 0.40 WET > 0.40	WET ≥ 0.42	< 130 mm ³	≥ 8	5	5	



Naturale



20 MM

24/25 BOOK



Floor: Beige 60x120

24/25 BOOK

Concrete/Resin
Metal look

Oxy

Oxy è la nuova superficie effetto cemento che riflette i traguardi tecnologici NovaBell.

Oxy is the new concrete-look surface that reflects NovaBell's technological goals.

Oxy est la nouvelle surface effet béton qui témoigne des avancées technologiques NovaBell.

Oxy in Betonoptik repräsentiert den technischen State of the Art von NovaBell.



Floor: Grigio Chiaro 100x100 | Floor out: Grigio Chiaro 100x100 20 MM

Thickness:
9 MM - 20 MM

Colour range

Finishes:

Naturale - Antislip - OutWalk



Bianco

9 MM




Beige

9 MM - 20 MM




Grigio Chiaro

9 MM - 20 MM



Antracite

9 MM - 20 MM



Nero

9 MM

Oxy

Gres a impasto colorato / Full body colour
Rettificato / Rectified

Thickness: 9 MM Finishes: Naturale - Antislip

	100x100 39"x39" rettificato		60x120 24"x48" rettificato		60x60 24"x24" rettificato		30x60 12"x24" rettificato					
	Naturale		Naturale		Naturale	Antislip	Naturale					
	02	1090	02	1075	03	1065	03	1070	07	1035	07	1040
Bianco	-		FRY 82RT		FRY 80RT		-		FRY 86RT		-	
Beige	FRY 104R		FRY 42RT		FRY 40RT		FRY 41RT		FRY 46RT		FRY 45RT	
Grigio Chiaro	FRY 101R		FRY 12RT		FRY 10RT		FRY 11RT		FRY 16RT		FRY 15RT	
Antracite	FRY 102R		FRY 22RT		FRY 20RT		-		FRY 26RT		-	
Nero	-		FRY 92RT		FRY 90RT		-		FRY 96RT		-	

Thickness: 20 MM OutWalk

	100x100 39"x39" rettificato		80x80 31½"x31½" rettificato	
		01	1135	01
Beige	FRY 124R		-	
Grigio Chiaro	FRY 121R		FRY 17RT	
Antracite	FRY 122R		FRY 27RT	



Download catalogue



OutWalk 20 MM



Info pag.330




Wall: Muretto Nero 30x60



Thickness:
9 MM

Oxy
Mosaic & decors

Bianco




30x60 - 12"x24"
FRY 886N Muretto Bianco 04 **3130**



30x30 - 12"x12"
FRY 885N Mos. 5x5 Bianco 10 **3115**

Beige



30x60 - 12"x24"
FRY 446N Muretto Beige 04 **3130**



30x30 - 12"x12"
FRY 445N Mos. 5x5 Beige 10 **3115**

Grigio Chiaro



30x60 - 12"x24"
FRY 116N Muretto Grigio Chiaro 04 **3130**




30x30 - 12"x12"
FRY 115N Mos. 5x5 Grigio Chiaro 10 **3115**

Antracite




30x60 - 12"x24"
FRY 226N Muretto Antracite 04 **3130**




30x30 - 12"x12"
FRY 225N Mos. 5x5 Antracite 10 **3115**

Nero



30x60 - 12"x24"
FRY 996N Muretto Nero 04 **3130**



30x30 - 12"x12"
FRY 995N Mos. 5x5 Nero 10 **3115**

Oxy

Technical features

Pezzi speciali / Special pieces / Pièces spéciales / Passende sonder formteile

Thickness 9 MM	Naturale		Naturale	
	01	670	01	676
	01	676	01	676
	15	170		
Bianco	FRY G81K	FRY G82K	FRY G85K	FRY B80K
Beige	FRY G41K	FRY G42K	FRY G45K	FRY B40K
Grigio Chiaro	FRY G11K	FRY G12K	FRY G15K	FRY B10K
Antracite	FRY G21K	FRY G22K	FRY G25K	FRY B20K
Nero	FRY G91K	FRY G92K	FRY G95K	FRY B90K

** 6 settimane di consegna / 6 delivery weeks / 6 wochen lieferzeit / 6 semaines de livraison



Special trims 20 MM
Info pag.324



Special trims
20 MM

Stucchi consigliati / Recommended grouts / Couleurs des joints conseillées / Empfohlene Fugen Mörtel Farben

	Kerakoll Grouts	Mapei Grouts	Laticrete Grouts
Bianco	05	103	89
Beige	20	123	90
Grigio Chiaro	07	127	42
Antracite	08	125	-
Nero	11	119	22

Oxy

Technical features

Imballi e pesi / Packaging and weights / Emballages et poids / Verpackungen und gewichte

	pcs/box	m ² /box	kg/box	box/pallet	m ² /pallet	kg/pallet
Thickness 9 MM						
100x100	2	2,000	40,9 - MAX WEIGHT	20	40,000	818
60x120	2	1,440	27,3 - MAX WEIGHT	35	50,400	956
60x60	3	1,080	20,0	48	51,840	960
30x60	7	1,260	23,6	40	50,400	944
OutWalk 20 MM - Thickness 20 MM						
100x100	1	1,000	43,0 - MAX WEIGHT	21	21,000	903
80x80	1	0,640	27,6 - MAX WEIGHT	40	25,600	1104

Dati tecnici / Technical features / Caracteristiques techniques / Technische eigenschaften

SURFACE	DIN EN 16165 annex B	DIN EN 16165 annex A	BCR	ANSI DCOF	Deep Abrasion Resistance	MOHS	Recommended Use	Resistance to Staining	ANSI A 137.1
Naturale	R10	A+B	DRY > 0.40 WET > 0.40	WET ≥ 0.42	< 175 mm ³	≥ 5	4	5	
Antislip	R11	A+B+C	DRY > 0.40 WET > 0.40	WET ≥ 0.42	< 175 mm ³	≥ 7	5	5	V2
20 MM	R11	A+B+C	DRY > 0.40 WET > 0.40	WET ≥ 0.42	< 130 mm ³	≥ 8	5	5	



Naturale



Antislip



20 MM



Floor: Avorio 60x120

Overland

Overland è la superficie ceramica che raccoglie il meglio della pietra naturale e il carattere deciso del cemento. Questa doppia espressività dona al tempo stesso un sapore naturale e urbano allo spazio.

Overland is the ceramic surface that combines the best of natural stone with the strong personality of concrete. This dual character gives design schemes both a natural and an urban flavour.

Overland est la surface céramique qui fusionne le meilleur de la pierre naturelle et le caractère résolu du béton. La dualité de cette expression confère à l'espace une dimension à la fois naturelle et urbaine.

Overland vereint die Optik von Naturstein mit dem markanten Erscheinungsbild von Beton. Dieser Doppelcharakter ermöglicht die Gestaltung von Räumen mit natürlicher und zugleich urbaner Ausstrahlung.



Floor: Grigio 80x80 20 MM

Thickness:
9 MM - 20 MM

Colour range

Finishes:

Naturale - Antislip - OutWalk



Avorio

9 MM - 20 MM



Tabacco

9 MM



Grigio

9 MM - 20 MM



Antracite

9 MM - 20 MM

Overland

Gres a impasto colorato / Full body colour
Rettificato / Rectified

Thickness: 9 MM Finishes: Naturale

	80x80 31½"x31½" rettificato		60x120 24"x48" rettificato		60x60 24"x24" rettificato		30x60 12"x24" rettificato			
	Naturale		Antislip		Naturale		Naturale			
	02	1075	02	1075	02	1075	03	1055	07	1035
Avorio	OVD 88RT*		OVD 88AS		OVD 82RT		OVD 80RT*		OVD 86RT*	
Tabacco	-		-		OVD 62RT		OVD 60RT		OVD 66RT	
Grigio	OVD 18RT*		OVD 18AS		OVD 12RT		OVD 10RT*		OVD 16RT*	
Antracite	-		-		OVD 22RT		OVD 20RT*		OVD 26RT	

Thickness: 20 MM OutWalk

	80x80 31½"x31½" rettificato	
	01	1115
Avorio	OVD 87RT	
Grigio	OVD 17RT	
Antracite	OVD 27RT*	

Pezzi speciali / Special pieces / Pièces spéciales / Passende sonder formteile

	Gradino Elle Rett. 33x120x4 ** 13"x48"x1½"		Angolo DX Rett. 33x120x4 ** 13"x48"x1½"		Angolo SX Rett. 33x120x4 ** 13"x48"x1½"		Battiscopa 7x80 2¾"x31½"		Battiscopa 7x60 2¾"x24"		Gradino Inciso 30x60 ** 12"x24"	
Thickness 9 MM	Naturale		Naturale		Naturale		Naturale		Naturale		Naturale	
	01	670	01	676	01	676	08	260	15	230	04	380
Avorio	OVD G81K		OVD G82K		OVD G85K		OVD B88K		OVD B86K		OVD G80K	
Tabacco	OVD G61K		OVD G62K		OVD G65K		-		OVD B66K		OVD G60K	
Grigio	OVD G11K		OVD G12K		OVD G15K		OVD B18K		OVD B16K		OVD G10K	
Antracite	OVD G21K		OVD G22K		OVD G25K		-		OVD B26K		OVD G20K	

** 6 settimane di consegna / 6 delivery weeks / 6 wochen lieferzeit / 6 semaines de livraison



Download catalogue



OutWalk 20 MM



Info pag.330



Special trims 20 MM
Info pag.324



Special trims
20 MM

Thickness:
9 MM

Overland

Mosaic & decors

Finishes:

N Naturale



Avorio




30x60 - 12"x24"
OVD 886K Muretto Avorio 04 3130




30x30 - 12"x12"
OVD 885K Mos. 5x5 Avorio 10 3115

Tabacco



30x60 - 12"x24"
OVD 666K Muretto Tabacco 04 3130



30x30 - 12"x12"
OVD 665K Mos. 5x5 Tabacco 10 3115

Grigio




30x60 - 12"x24"
OVD 116K Muretto Grigio 04 3130




30x30 - 12"x12"
OVD 115K Mos. 5x5 Grigio 10 3115

Antracite



30x60 - 12"x24"
OVD 226K Muretto Antracite 04 3130



30x30 - 12"x12"
OVD 225K Mos. 5x5 Antracite 10 3115

Overland

Technical features

Stucchi consigliati / Recommended grouts / Couleurs des joints conseillées / Empfohlene Fugen Mörtel Farben

	Kerakoll Grouts	Mapei Grouts	Laticrete Grouts
Avorio	43	123	90
Tabacco	36	134	67
Grigio	06	110	78
Antracite	09	125	42

Imballi e pesi / Packaging and weights / Emballages et poids / Verpackungen und gewichte

	pcs/box	m ² /box	kg/box	box/pallet	m ² /pallet	kg/pallet
Thickness 9 MM						
60x120	2	1,440	27,3 - MAX WEIGHT	35	50,400	956
80x80	2	1,280	22,9	40	51,200	916
60x60	3	1,080	20,0	48	51,840	960
30x60	7	1,260	23,6	40	50,400	944
OutWalk²⁰ MM - Thickness 20 MM						
80x80	1	0,640	27,6 - MAX WEIGHT	40	25,600	1104

Dati tecnici / Technical features / Caracteristiques techniques / Technische eigenschappen

SURFACE	DIN EN 16165 annex B	DIN EN 16165 annex A	BCR	ANSI DCOF	Deep Abrasion Resistance	MOHS	Recommended Use	Resistance to Staining	ANSI A 137.1
Naturale	R10	A+B	DRY > 0.40 WET > 0.40	WET ≥ 0.42	< 175 mm ³	≥ 5	4	5	
Antislip	R11	A+B+C	DRY > 0.40 WET > 0.40	WET ≥ 0.42	< 175 mm ³	≥ 7	5	5	V3
20 MM	R11	A+B+C	DRY > 0.40 WET > 0.40	WET ≥ 0.42	< 130 mm ³	≥ 8	5	5	



Naturale



Antislip



20 MM



Wall: Modulo Mix Pulpis Grey Levigato 60x120
Floor: Pulpis Grey Levigato 60x120

Extra

Superfici scenografiche che nascono dalle innovazioni tecnologiche NovaBell. Extra è un nuovo modo di concepire il gres porcellanato effetto marmo, elegante, lussuoso e di assoluta tendenza.

Striking surfaces based on NovaBell's technological innovations. Extra is a new way of conceiving elegant, luxurious and highly trendy marble-look porcelain stoneware.

Les innovations technologiques NovaBell permettent de créer des surfaces au rendu scénographique. Extra est une nouvelle façon de concevoir le grès cérame effet marbre, élégant, luxueux et particulièrement tendance.

Ausdrucksstarke Oberflächen aus der Innovationsschmiede NovaBell. Extra steht für eine neue Konzeption von Feinsteinzeug mit Marmoroptik: edel, elegant und absolut im Trend.



Wall: Onice Bianco Levigato 90x180 | Intreccio Onice/Beige Levigato 30x30
Floor: Onice Bianco Levigato 90x180



Wall: Scenic White Levigato 90x180 | Chevron Scenic White/Pulpis Grey Levigato 29,4x28,4
Floor: Scenic White Levigato 90x90



Wall: Chevron Marquina Shiny/Onice Bianco Levigato 29,4x28,4 | NORDIC WOOD Bacchette Blonde 60x120
Floor: Marquina Shiny Levigato 90x180



Wall: Calacatta Select Levigato 90x180

Thickness:
10 MM

Colour range

Finishes:
N Naturale - L Levigato



Calacatta Select 10 MM




Onice Bianco 10 MM




Pulpis Beige 10 MM



Pulpis Grey 10 MM



Scenic White 10 MM



Marquina Shiny 10 MM

Extra

Gres a impasto colorato / Full body colour
Rettificato / Rectified

Thickness: 10 MM		Finishes: N Naturale - L Levigato						
	90x180 36"x71" rettificato	90x90 36"x36" rettificato	60x120 24"x48" rettificato					
	Levigato		Levigato		Naturale			
	01	1135	02	1125	02	1115	02	1090
Calacatta Select	EXT 88LR		EXT 89LR		EXT 82LR		EXT 82RT	
Onice Bianco	EXT 38LR		EXT 39LR		EXT 32LR		EXT 32RT	
Pulpis Beige	EXT 48LR		EXT 49LR		EXT 42LR		EXT 42RT	
Pulpis Grey	EXT 28LR		EXT 29LR		EXT 22LR		EXT 22RT	
Scenic White	EXT 08LR		EXT 09LR		EXT 02LR		-	
Marquina Shiny	-		-		EXT 92LR		-	

Thickness: 10 MM		Finishes: N Naturale - L Levigato						
	60x60 24"x24" rettificato	30x60 12"x24" rettificato						
	Levigato		Naturale		Naturale			
	03	1105	03	1070	06	1095	06	1065
Calacatta Select	EXT 80LR		EXT 80RT		EXT 86LR		EXT 86RT	
Onice Bianco	EXT 30LR		EXT 30RT		EXT 36LR		EXT 36RT	
Pulpis Beige	EXT 40LR		EXT 40RT		EXT 46LR		EXT 46RT	
Pulpis Grey	EXT 20LR		EXT 20RT		EXT 26LR		EXT 26RT	
Scenic White	EXT 00LR				EXT 06LR			
Marquina Shiny	EXT 90LR				EXT 96LR			



Download catalogue



Info pag.330

Thickness:
10 MM

Extra

Mosaic & decors

Calacatta Select




60x120 - 24"x48"
EXT 880L Modulo Mix Calacatta Select Lev

02 **652**



30x37,5 - 12"x15"
EXT 882L Mos. Round
Calacatta Select Lev/Nat

06 **3165**



39,2x34,5 - 15 1/2"x13 3/4"
EXT 887L Esagona Mix
Calacatta Select/Pulpis Grey Lev

05 **3175**



30x30 - 12"x12"
EXT 881L Mos. Intreccio
Calacatta Select/Pulpis Grey Lev

10 **3130**



30x30 - 12"x12"
EXT 884L Basket
Calacatta Select/Pulpis Grey Lev

10 **3130**



30x30 - 12"x12"
EXT 885L Mos. 5x5 Lev
*EXT 885N Mos. 5x5 Nat
Calacatta Select

10 **3125**
3115



29,4x28,4 - 11 1/2"x11 1/4"
EXT 889L Chevron
Calacatta Select/Pulpis Grey Lev


07 **3150**



28x28 - 11"x11"
EXT 883L Lisca
Calacatta Select Lev

10 **3130**

Onice Bianco



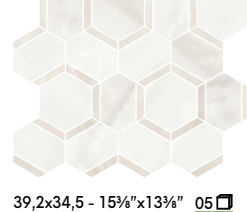
60x120 - 24"x48"
EXT 330L Modulo Mix Onice Bianco Lev

02 **652**



30x37,5 - 12"x15"
EXT 332L Mos. Round
Onice Bianco Lev/Nat

06 **3165**




39,2x34,5 - 15 1/2"x13 3/4"
EXT 337L Esagona Mix
Onice Bianco/Pulpis Beige Lev

05 **3175**



30x30 - 12"x12"
EXT 331L Mos. Intreccio
Onice Bianco/Pulpis Beige Lev

10 **3130**




30x30 - 12"x12"
EXT 334L Basket
Onice Bianco/Pulpis Beige Lev

10 **3130**



30x30 - 12"x12"
EXT 335L Mos. 5x5 Lev
*EXT 335N Mos. 5x5 Nat
Onice Bianco

10 **3125**
3115



29,4x28,4 - 11 1/2"x11 1/4"
EXT 339L Chevron
Onice Bianco/Pulpis Beige Lev

07 **3150**



28x28 - 11"x11"
EXT 333L Lisca
Onice Bianco Lev

10 **3130**

Pulpis Beige



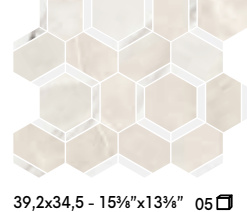
60x120 - 24"x48"
EXT 440L Modulo Mix Pulpis Beige Lev

02 **652**



30x37,5 - 12"x15"
EXT 442L Mos. Round
Pulpis Beige Lev/Nat

06 **3165**




39,2x34,5 - 15 1/2"x13 3/4"
EXT 447L Esagona Mix
Pulpis Beige/Calacatta Select Lev

05 **3175**



30x30 - 12"x12"
EXT 441L Mos. Intreccio
Pulpis Beige/Calacatta Select Lev

10 **3130**



30x30 - 12"x12"
EXT 444L Basket
Pulpis Beige/Calacatta Select Lev

10 **3130**



30x30 - 12"x12"
EXT 445L Mos. 5x5 Lev
*EXT 445N Mos. 5x5 Nat
Pulpis Beige

10 **3125**
3115



29,4x28,4 - 11 1/2"x11 1/4"
EXT 449L Chevron
Pulpis Beige/Calacatta Select Lev

07 **3150**



28x28 - 11"x11"
EXT 443L Lisca
Pulpis Beige Lev

10 **3130**

Finishes:


N Naturale - L Levigato

Thickness:
10 MM

Extra

Mosaic & decors

Pulpis Grey




60x120 - 24"x48"
EXT 220L Modulo Mix Pulpis Grey Lev

02 **652**



30x37,5 - 12"x15"
EXT 222L Mos. Round
Pulpis Grey Lev/Nat

06 **3165**




39,2x34,5 - 15 1/2"x13 3/4"
EXT 227L Esagona Mix
Pulpis Grey/Calacatta Select Lev

05 **3175**



30x30 - 12"x12"
EXT 221L Mos. Intreccio
Pulpis Grey/Calacatta Select Lev

10 **3130**



30x30 - 12"x12"
EXT 224L Basket
Pulpis Grey/Calacatta Select Lev

10 **3130**



30x30 - 12"x12"
EXT 225L Mos. 5x5 Lev
*EXT 225N Mos. 5x5 Nat
Pulpis Grey

10 **3125**
3115



29,4x28,4 - 11 1/2"x11 1/4"
EXT 229L Chevron
Pulpis Grey/Calacatta Select Lev


07 **3150**



28x28 - 11"x11"
EXT 223L Lisca
Pulpis Grey Lev


10 **3130**

Scenic White




60x120 - 24"x48"
EXT 000L Modulo Mix Scenic White Lev

02 **652**



30x37,5 - 12"x15"
EXT 002L Mos. Round
Scenic White Lev

06 **3165**



39,2x34,5 - 15 1/2"x13 3/4"
EXT 007L Esagona Mix
Scenic White/Pulpis Grey Lev

05 **3175**




30x30 - 12"x12"
EXT 001L Mos. Intreccio
Scenic White/Pulpis Grey Lev

10 **3130**




30x30 - 12"x12"
EXT 004L Basket
Scenic White/Pulpis Grey Lev

10 **3130**



30x30 - 12"x12"
EXT 005L Mos. 5x5 Lev
Scenic White

10 **3125**



29,4x28,4 - 11 1/2"x11 1/4"
EXT 009L Chevron
Scenic White/Pulpis Grey Lev


07 **3150**



28x28 - 11"x11"
EXT 003L Lisca
Scenic White Lev


10 **3130**

Marquina Shiny




60x120 - 24"x48"
EXT 990L Modulo Mix Marquina Shiny Lev

02 **652**



30x37,5 - 12"x15"
EXT 992L Mos. Round
Marquina Shiny Lev

06 **3165**




39,2x34,5 - 15 1/2"x13 3/4"
EXT 997L Esagona Mix
Marquina Shiny/Onice Bianco Lev

05 **3175**




30x30 - 12"x12"
EXT 991L Mos. Intreccio
Marquina Shiny/Onice Bianco Lev

10 **3130**




30x30 - 12"x12"
EXT 994L Basket
Marquina Shiny/Onice Bianco Lev

10 **3130**



30x30 - 12"x12"
EXT 995L Mos. 5x5 Lev
Marquina Shiny

10 **3125**




29,4x28,4 - 11 1/2"x11 1/4"
EXT 999L Chevron
Marquina Shiny/Onice Bianco Lev

07 **3150**



28x28 - 11"x11"
EXT 993L Lisca
Marquina Shiny Lev

10 **3130**



Extra

Technical features

Pezzi speciali / Special pieces / Pièces spéciales / Passende sonder formteile

Thickness 9 MM	Naturale	Naturale	Naturale	Naturale	Levigato					
	01	670	01	676	01	676	15	230	15	240
Calacatta Select	EXT G81K	EXT G82K	EXT G83K	EXT B80N	EXT B80L					
Onice Bianco	EXT G31K	EXT G32K	EXT G33K	EXT B30N	EXT B30L					
Pulpis Beige	EXT G41K	EXT G42K	EXT G43K	EXT B40N	EXT B40L					
Pulpis Grey	EXT G21K	EXT G22K	EXT G23K	EXT B20N	EXT B20L					
Scenic White	-	-	-	-	EXT B00L					
Marquina Shiny	-	-	-	-	EXT B90L					

** 6 settimane di consegna / 6 delivery weeks / 6 wochen lieferzeit / 6 semaines de livraison

Stucchi consigliati / Recommended grouts / Couleurs des joints conseillées / Empfohlene Fugen Mörtel Farben

	Kerakoll Grouts	Mapei Grouts	Laticrete Grouts
Calacatta Select	01	100	44
Onice Bianco	02	103	18
Pulpis Beige	02	103	18
Pulpis Grey	04	111	89
Scenic White	01	100	44
Marquina Shiny	12	120	45

Extra

Technical features

Imballi e pesi / Packaging and weights / Emballages et poids / Verpackungen und gewichte

	pcs/box	m ² /box	kg/box	box/pallet	m ² /pallet	kg/pallet
Thickness 10 MM						
90x180	1	1,620	38,3 - MAX WEIGHT	36	58,320	1379
90x90	2	1,620	38,2 - MAX WEIGHT	22	35,640	840
60x120	2	1,440	33,4 - MAX WEIGHT	30	43,200	1002
60x60	3	1,080	24,6	40	43,200	984
30x60	6	1,080	24,6	40	43,200	984

Dati tecnici / Technical features / Caracteristiques techniques / Technische eigenschaften

SURFACE	DIN EN 16165 annex B	DIN EN 16165 annex A	BCR	ANSI DCOF	Deep Abrasion Resistance	MOHS	Recommended Use	Resistance to Staining	ANSI A 137.1
Naturale	R9	-	DRY > 0.40 WET > 0.40	WET ≥ 0.42	< 175 mm ³	≥ 5	4	5	V3
Levigato	-	-	DRY > 0.40 WET > 0.40	-	< 175 mm ³	-	3	≥ 3	



Naturale



Levigato



Wall: Bianco Arabescato Levigato 60x120
 Floor: Bianco Arabescato Levigato 60x120 | Grigio Visone Levigato 60x120

Imperial Michelangelo

Attraverso la ricerca e l'innovazione tecnologica Imperial Michelangelo ritrova tre magnifiche pietre preziose per conquistare la contemporaneità più esclusiva.

Through research and technological innovation, Imperial Michelangelo rediscovers three magnificent, precious marbles to conquer the most exclusive contemporary settings.

Après un travail de recherche et d'innovation technologique, Imperial Michelangelo entre dans la peau de trois magnifiques pierres précieuses pour conquérir la contemporanéité la plus exclusive.

Forschung und technologische Innovation ermöglichten die Entwicklung von Imperial Michelangelo, eine Kollektion mit drei edlen Interpretationen für extrem exklusive, zeitgemäße Gestaltungen.



Floor: Bianco Apuano Levigato 60x120

Thickness:
10 MM

Colour range


Finishes:

N Naturale - **L** Levigato




Bianco Apuano

10 MM



Bianco Arabescato

10 MM



Grigio Visone

10 MM

Imperial Michelangelo

Gres a impasto colorato / Full body colour
Rettificato / Rectified

Thickness:

Finishes: **N** Naturale - **L** Levigato

	60x120 24"x48" rettificato		60x60 24"x24" rettificato		30x60 12"x24" rettificato		7,5x30 3"x12" rettificato									
	Levigato	Naturale	Levigato	Naturale	Levigato	Naturale	Levigato	Naturale								
	02	1115	02	1085	03	1105	03	1070	06	1095	06	1060	28	1110	28	1100
Bianco Apuano	IMM 02LR		IMM 02RT		IMM 00LR		IMM 00RT		IMM 06LR		IMM 06RT		IMM 01LR		IMM 01RT	
Bianco Arabescato	IMM 22LR		IMM 22RT		IMM 20LR		IMM 20RT		IMM 26LR		IMM 26RT		IMM 21LR		IMM 21RT	
Grigio Visone	IMM 12LR		IMM 12RT		IMM 10LR		IMM 10RT		IMM 16LR		IMM 16RT		IMM 11LR		IMM 11RT	

Pezzi speciali / Special pieces / Pièces spéciales / Passende sonder formteile

	Gradino Elle Rett. 33x120x4 ** 13"x48"x1 1/8"		Angolo DX Rett. 33x120x4 ** 13"x48"x1 1/8"		Angolo SX Rett. 33x120x4 ** 13"x48"x1 1/8"		Battiscopa 7x60 2 3/4"x24"		Battiscopa 7x60 2 3/4"x24"	
	Naturale	Naturale	Naturale	Naturale	Naturale	Naturale	Naturale	Naturale	Levigato	
	01	670	01	676	01	676	15	230	15	240
Bianco Apuano	IMM G01K		IMM G02K		IMM G05K		IMM B06K		IMM B00K	
Bianco Arabescato	IMM G21K		IMM G22K		IMM G25K		IMM B26K		IMM B20K	
Grigio Visone	IMM G11K		IMM G12K		IMM G15K		IMM B16K		IMM B10K	

** 6 settimane di consegna / 6 delivery weeks / 6 wochen lieferzeit / 6 semaines de livraison



Download catalogue



Info pag.330

Thickness:
10 MM

Imperial Michelangelo


Finishes:
N Naturale - L Levigato
 *

Mosaic & decors

Bianco Apuano



29,3x38 - 1 1/2"x15"
 IMM 003L Esagona Lev **3160**
 IMM 003N Esagona Nat **3155**
 Bianco Apuano



30x32,4 - 12"x12 1/2"
 IMM 006L Provenzale Lev **3140**
 Bianco Apuano



25x30 - 10"x12"
 IMM 002L Chevron Lev **3130**
 Bianco Apuano



30x30 - 12"x12"
 IMM 007L Mos. Intreccio Lev **3130**
 IMM 007N Mos. Intreccio Nat **3125**
 Bianco Apuano



30x30 - 12"x12"
 IMM 005L Mos. 5x5 Lev **3125**
 *IMM 005N Mos. 5x5 Nat **3115**
 Bianco Apuano




30x35 - 12"x13 3/4"
 IMM 009L Mos. Zig Zag Lev **3150**
 Bianco Apuano



30x30 - 12"x12"
 IMM 008L Mos. Trama Lev **3150**
 IMM 008N Mos. Trama Nat **3145**
 Bianco Apuano



28x27 - 11"x10 1/2"
 IMM 004L Mos. 3D Lev **3145**
 Bianco Apuano




26x26 - 10 1/4"x10 1/4"
 IMM 001L Mos. Losanga Lev **3175**
 IMM 001N Mos. Losanga Nat **3170**
 Bianco Apuano

Bianco Arabescato



29,3x38 - 1 1/2"x15"
 IMM 223L Esagona Lev **3160**
 IMM 223N Esagona Nat **3155**
 Bianco Arabescato




30x32,4 - 12"x12 1/2"
 IMM 226L Provenzale Lev **3140**
 Bianco Arabescato



25x30 - 10"x12"
 IMM 222L Chevron Lev **3130**
 Bianco Arabescato



30x30 - 12"x12"
 IMM 227L Mos. Intreccio Lev **3130**
 IMM 227N Mos. Intreccio Nat **3125**
 Bianco Arabescato



30x30 - 12"x12"
 IMM 225L Mos. 5x5 Lev **3125**
 *IMM 225N Mos. 5x5 Nat **3115**
 Bianco Arabescato



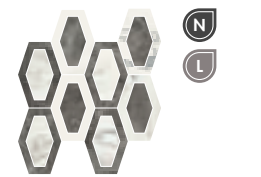
30x35 - 12"x13 3/4"
 IMM 229L Mos. Zig Zag Lev **3150**
 Bianco Arabescato



30x30 - 12"x12"
 IMM 228L Mos. Trama Lev **3150**
 IMM 228N Mos. Trama Nat **3145**
 Bianco Arabescato




28x27 - 11"x10 1/2"
 IMM 224L Mos. 3D Lev **3145**
 Bianco Arabescato




26x26 - 10 1/4"x10 1/4"
 IMM 221L Mos. Losanga Lev **3175**
 IMM 221N Mos. Losanga Nat **3170**
 Bianco Arabescato

Grigio Visone




29,3x38 - 1 1/2"x15"
 IMM 113L Esagona Lev **3160**
 IMM 113N Esagona Nat **3155**
 Grigio Visone



30x32,4 - 12"x12 1/2"
 IMM 116L Provenzale Lev **3140**
 Grigio Visone



25x30 - 10"x12"
 IMM 112L Chevron Lev **3130**
 Grigio Visone



30x30 - 12"x12"
 IMM 115L Mos. 5x5 Lev **3125**
 *IMM 115N Mos. 5x5 Nat **3115**
 Grigio Visone

Imperial Michelangelo

Technical features

Stucchi consigliati / Recommended grouts / Couleurs des joints conseillées / Empfohlene Fugen Mörtel Farben

	Kerakoll Grouts	Mapei Grouts	Laticrete Grouts
Bianco Apuano	01	100	44
Bianco Arabescato	01	100	44
Grigio Visone	10	119	60

Imballi e pesi / Packaging and weights / Emballages et poids / Verpackungen und gewichte

	pcs/box	m ² /box	kg/box	box/pallet	m ² /pallet	kg/pallet
Thickness 10 MM						
60x120 Levigato	2	1,440	31,2	30	43,200	936
60x120 Naturale	2	1,440	29,6 - MAX WEIGHT	35	50,400	1036
60x60 Levigato	3	1,080	24,3	40	43,200	972
60x60 Naturale	3	1,080	22,9	48	51,840	1102
30x60 Levigato	6	1,080	24,7	40	43,200	988
30x60 Naturale	6	1,080	24,1	40	43,200	965
7,5x30	28	0,630	13,5	63	36,690	850

Dati tecnici / Technical features / Caracteristiques techniques / Technische eigenschaften

SURFACE	DIN EN 16165 annex B	DIN EN 16165 annex A	BCR	ANSI DCOF	Deep Abrasion Resistance	MOHS	Recommended Use	Resistance to Staining	ANSI A 137.1
Naturale	R9	-	DRY > 0.40 WET > 0.40	WET ≥ 0.42	< 175 mm ³	≥ 5	4	5	V2
Levigato	-	-	DRY > 0.40 WET > 0.40	-	< 175 mm ³	-	3	≥ 3	



Naturale



Levigato



Floor: Talco Multisize 2 Bordo Naturale

Lumière

Lumière restituisce lo spirito dei lastricati e delle pietre lavorate a mano. Attraverso una tecnica innovativa, NovaBell ha progettato una superficie dai bordi irregolari e dalla struttura piacevolmente mossata.

Lumière evokes the spirit of paving and hand-worked stones. Using an innovative technique, NovaBell has designed a surface with irregular edges and a pleasantly textured structure.

Lumière rend l'esprit des dallages et des pierres travaillées à la main. S'appuyant sur une technique innovante, NovaBell a conçu une surface aux bords irréguliers et à la structure agréablement mouvementée.

Lumière atmet den Geist gepflasterter Böden und handbearbeiteter Natursteine. Mittels innovativer Technik hat NovaBell eine Oberfläche kreiert, die mit unregelmäßigen Rändern und einer angenehm gewellten Struktur aufwarten kann.

Wall: BRICKUP Oldwall Beige 16x42
Floor: Ambra Multisize 20 MM

Thickness:
9 MM - 20 MM


Colour range

Finishes: **N** Naturale - **B** Brossè - **A** Antislip - **O** OutWalk



Sabbia

9 MM - 20 MM



Ambra

9 MM - 20 MM



Talco

9 MM



Cenere

9 MM - 20 MM

Lumière

Gres a impasto colorato / Full body colour

Thickness: **9 MM** Finishes: **N** Naturale - **B** Brossè - **A** Antislip

	Multisize 2 naturale 40x60 - 40x40 (x2) 20x40 - 20x20 (x2)		60x60 24"x24" rettificato		40x60 16"x24" naturale		40x40 16"x16" naturale		20x40 8"x16" naturale		20x20 8"x8" naturale	
	Naturale	Antislip	Naturale	Brossè	Naturale	Antislip	Naturale	Antislip	Naturale	Antislip	Naturale	Antislip
	0,5CP 1095	0,5CP 1095	03 1065	03 1105	04 1085	04 1095	06 1085	06 1095	13 1085	13 1095	26 1085	26 1095
Sabbia	LMR M44N	-	LMR 45RT	LMR 45SR	LMR 446N	-	LMR 444N	-	LMR 424N	-	LMR 420N	-
Ambra	LMR M34N	LMR M34S	LMR 35RT	LMR 35SR	LMR 346N	LMR 346S	LMR 344N	LMR 344S	LMR 324N	LMR 324S	LMR 320N	LMR 320S
Talco	LMR M84N	-	LMR 85RT	LMR 85SR	LMR 846N	-	LMR 844N	-	LMR 824N	-	LMR 820N	-
Cenere	LMR M24N	LMR M24S	LMR 25RT	LMR 25SR	LMR 246N	LMR 246S	LMR 244N	LMR 244S	LMR 224N	LMR 224S	LMR 220N	LMR 220S

Thickness: **20 MM** **O** OutWalk

	Multisize 60x90 (x2) 60x60 - 30x60		60x90 24"x36" rettificato		60x60 24"x24" rettificato	
	1CP	1130	01	1120	02	1115
Sabbia		LMR M433		LMR 469R		LMR 460R
Ambra		LMR M333		LMR 369R		LMR 360R
Cenere		LMR M233		LMR 269R		LMR 260R



Download catalogue



OutWalk 20 MM



Info pag.330



Floor: Cenere Multisize 2 Antislip




Thickness:
9 MM

Lumière

Mosaic & decors


Sabbia



30x60 - 12"x24"
LMR 446K Muretto Sabbia Naturale 04 3130



30x30 - 12"x12"
LMR 447K Mattoncino Sabbia Naturale 10 3115




30x30 - 12"x12" *
LMR 445K Mos. 5x5 Sabbia Naturale 10 3115


Ambra



30x60 - 12"x24"
LMR 336K Muretto Ambra Naturale 04 3130



30x30 - 12"x12"
LMR 337K Mattoncino Ambra Naturale 10 3115



30x30 - 12"x12" *
LMR 335K Mos. 5x5 Ambra Naturale 10 3115

Talco



30x60 - 12"x24"
LMR 886K Muretto Talco Naturale 04 3130




30x30 - 12"x12"
LMR 887K Mattoncino Talco Naturale 10 3115



30x30 - 12"x12" *
LMR 885K Mos. 5x5 Talco Naturale 10 3115

Cenere



30x60 - 12"x24"
LMR 226K Muretto Cenere Naturale 04 3130



30x30 - 12"x12"
LMR 227K Mattoncino Cenere Naturale 10 3115





30x30 - 12"x12" *
LMR 225K Mos. 5x5 Cenere Naturale 10 3115

Lumière

Technical features

Pezzi speciali / Special pieces / Pièces spéciales / Passende sonder formteile

Thickness 9 MM	Gradino Elle Rett. 20x40x3 ** 8"x16"x1 3/16"		Battiscopa 7x60 2 3/4"x24"	
	06 	400	15 	230
Sabbia	-		Naturale	
Ambra	LMR L340		LMR B40K	
Talco	-		LMR B30K	
Cenere	LMR L240		LMR B80K	
			LMR B20K	

** 6 settimane di consegna / 6 delivery weeks / 6 wochen lieferzeit / 6 semaines de livraison















Special trims 20 MM
Info pag.324



Special trims 20 MM

Stucchi consigliati / Recommended grouts / Couleurs des joints conseillées / Empfohlene Fugen Mörtel Farben

	Kerakoll Grouts	Mapei Grouts	Laticrete Grouts
Sabbia	 03	 123	 18
Ambra	 21	 132	 40
Talco	 02	 111	 90
Cenere	 06	 112	 78

Lumière

Technical features

Imballi e pesi / Packaging and weights / Emballages et poids / Verpackungen und gewichte

	pcs/box	m ² /box	kg/box	box/pallet	m ² /pallet	kg/pallet
Thickness 9 MM						
60x60	3	1,080	20,0	48	51,840	960
40x60	4	0,960	18,5	60	57,600	1110
40x40	6	0,960	18,5	64	61,440	1184
20x40	13	1,040	19,5	64	66,560	1248
20x20	26	1,040	19,5	64	66,560	1248
Multisize 2	0,5 CP	0,720	13,80	80 CP	57,660	1004
OutWalk 20 MM - Thickness 20 MM						
60x90	1	0,540	23,1	48	25,920	1109
60x60	2	0,720	31,0 - MAX WEIGHT	32	23,040	992
Multisize	1 CP	1,620	71,7	14 CP	22,680	1004

Dati tecnici / Technical features / Caracteristiques techniques / Technische eigenschaften

SURFACE	DIN EN 16165 annex B	DIN EN 16165 annex A	BCR	ANSI DCOF	Deep Abrasion Resistance	MOHS	Recommended Use	Resistance to Staining	ANSI A 137.1
Naturale	R10	A+B	DRY > 0.40 WET > 0.40	WET ≥ 0.42	< 175 mm ³	≥ 5	4	5	V3
Brossè	-	-	DRY > 0.40 WET > 0.40	-	< 175 mm ³	-	3	≥ 3	
Antislip	R11	A+B+C	DRY > 0.40 WET > 0.40	WET ≥ 0.42	< 175 mm ³	≥ 7	5	5	
20 MM	R11	A+B+C	DRY > 0.40 WET > 0.40	WET ≥ 0.42	< 130 mm ³	≥ 8	5	5	



Naturale



Brossè



Antislip



20 MM



Floor: Chiaro 30x30 | Decoro Vietri Mix 30x30

Materia

Materia è il progetto di Novabell capace di restituire il fascino del cotto fatto a mano; una Materia vera che recupera tutti i valori di autenticità, calore e intimità.

Materia is the project by NovaBell that offers all the beauty of hand-made terracotta, a True Matter, with all the old-fashioned values of authenticity, warmth and intimacy.

Materia est le projet que NovaBell a créé pour célébrer le charme du Cotto fait à la main ; une véritable Matière qui renoue avec toutes les valeurs d'authenticité, de chaleur et d'intimité.

Materia ist das Projekt von NovaBell mit der Faszination von handgefertigtem Cotto – ein reelles Material, das Werte wie Authentizität, Wärme und Intimität vermittelt.



Floor: Rosato 60x60 20 MM

Thickness:
9 MM - 20 MM

Colour range

Finishes:

N Naturale - **A** Antislip - **O** OutWalk




Chiaro 9 MM - 20 MM



Rosato 9 MM - 20 MM




Rosso 9 MM - 20 MM



Mud 9 MM



Ghiaccio 9 MM



Blue 9 MM

Materia

Gres a impasto colorato / Full body colour

Thickness: 9 MM Finishes: **N** Naturale - **A** Antislip

	30x30 12"x12" naturale		15x30 6"x12" naturale		15x15 6"x6" naturale			
	Naturale	Antislip	Naturale		Naturale			
	14	1015	14	1015	20	1025	40	1030
Chiaro	MAT 830N		-		-		-	
Rosato	MAT 530N		MAT 53AS		MAT 515N		MAT 510N	
Rosso	MAT 630N		MAT 63AS		MAT 615N		MAT 610N	
Mud	MAT 930N		-		-		-	
Ghiaccio	MAT 030N		-		-		-	
Blue	MAT 230N		-		-		-	

Thickness: 20 MM

	60x60 24"x24" rettificato	
	02	1110
Chiaro	MAT 86RT	
Rosato	MAT 56RT	
Rosso	MAT 66RT	



Download catalogue



OutWalk 20 MM




Info pag.330



Wall: Provenzale Rosso 30,5x28

Thickness:
9 MM

Chiaro *




30x30 - 12"x12"
MAT 885K Mos. 5x5 Chiaro 10 3115



30,5x28 - 12"x11"
MAT 887K Provenzale Chiaro 05 3115

Rosato *




30x30 - 12"x12"
MAT 555K Mos. 5x5 Rosato 10 3115



30,5x28 - 12"x11"
MAT 557K Provenzale Rosato 05 3115

Rosso *




30x30 - 12"x12"
MAT 665K Mos. 5x5 Rosso 10 3115




30,5x28 - 12"x11"
MAT 667K Provenzale Rosso 05 3115

Mud




30x30 - 12"x12"
MAT 995K Mos. 5x5 Mud 10 3115

Ghiaccio *



30x30 - 12"x12"
MAT 005K Mos. 5x5 Ghiaccio 10 3115

Blue *



30x30 - 12"x12"
MAT 225K Mos. 5x5 Blue 10 3115

Materia

Mosaic & decors



30x30 - 12"x12"
MAT D64N Decoro Patch Mix Warm 14 3020




30x30 - 12"x12"
MAT D94N Decoro Patch Mix Cold 14 3020



30x30 - 12"x12"
MAT D84K Decoro Floralis Mix 14 3015



30x30 - 12"x12"
MAT D30K Decoro Vietri Mix 04 350



5x5 - 2"x2"
MAT D36K Decoro Tozzetto Vietri Mix 06 170







15x15 - 6"x6"
MAT D35K Decoro Vietri Mix 04 250

Materia

Technical features

Pezzi speciali / Special pieces / Pièces spéciales / Passende sonder formteile

Thickness 9 MM	Scalino Monolitico 30x33,3 ** 12"x13 3/8"		Angolo Monolitico 33,3x33,3 ** 13 3/8"x13 3/8"		Gradino Inciso 30x30 ** 12"x12"		Battiscopa 5,5x30 2 1/8"x12"	
	Naturale		Naturale		Naturale		Naturale	
	06 	540	04 	540	06 	410	25 	150
Chiaro	MAT G80K		MAT G81K		MAT G83K		MAT B80K	
Rosato	MAT G50K		MAT G51K		MAT G53K		MAT B50K	
Rosso	MAT G60K		MAT G61K		MAT G63K		MAT B60K	
Mud	MAT G90K		MAT G91K		MAT G93K		MAT B90K	
Ghiaccio	MAT G00K		MAT G01K		MAT G03K		MAT B00K	
Blue	MAT G20K		MAT G21K		MAT G23K		MAT B20K	

** 6 settimane di consegna / 6 delivery weeks / 6 wochen lieferzeit / 6 semaines de livraison





















Special trims 20 MM
Info pag.324



Special trims
20 MM

Stucchi consigliati / Recommended grouts / Couleurs des joints conseillées / Empfohlene Fugen Mörtel Farben

	Kerakoll Grouts	Mapei Grouts	Laticrete Grouts
Chiaro	 06	 110	 78
Rosato	 07	 112	 78
Rosso	 07	 112	 78
Mud	 06	 110	 78
Ghiaccio	 05	 103	 18
Blue	 08	 113	 60

Materia

Technical features

Imballi e pesi / Packaging and weights / Emballages et poids / Verpackungen und gewichte

	pcs/box	m ² /box	kg/box	box/pallet	m ² /pallet	kg/pallet
Thickness 9 MM						
30x30	14	1,276	22,1	40	51,040	884
15x30	20	0,904	16,0	80	72,320	1280
15x15	40	0,904	16,0	80	72,320	1280
OutWalk²⁰ - Thickness 20 MM						
60x60	2	0,720	31,0 - MAX WEIGHT	32	23,040	992

Dati tecnici / Technical features / Caracteristiques techniques / Technische eigenschaften

SURFACE	DIN EN 16165 annex B	DIN EN 16165 annex A	BCR	ANSI DCOF	Deep Abrasion Resistance	MOHS	Recommended Use	Resistance to Staining	ANSI A 137.1
Naturale	R9	A	DRY > 0.40 WET > 0.40	WET ≥ 0.42	< 175 mm ³	≥ 5	4	5	
Antislip	R11	A+B	DRY > 0.40 WET > 0.40	WET ≥ 0.42	< 175 mm ³	≥ 7	5	5	V4
20 MM	R11	A+B+C	DRY > 0.40 WET > 0.40	WET ≥ 0.42	< 130 mm ³	≥ 8	5	5	



Naturale



Antislip



20 MM



Wall: MAXIMA Grigio 20x120 | New York White 16x40
Floor: MAXIMA Grigio 60x120

Brickup

Brickup è il progetto di rivestimenti tridimensionali che unisce il design delle materie naturali e tutta la praticità del gres porcellanato NovaBell.

Brickup is the three-dimensional covering project that combines the look of natural materials with all the convenience of NovaBell porcelain stoneware.

Brickup est le projet de carreaux muraux tridimensionnels conciliant le look des matières naturelles avec l'utilité pratique du grès cérame NovaBell.

Brickup ist das Konzept für dreidimensionale Wandbeläge, das ein von natürlichen Materialien inspiriertes Design mit der hohen Funktionalität des Feinsteinzeugs von NovaBell vereint.



Wall: Oldwall Beige 16x42
Floor: ARTWOOD Clay 30x120 20 MM



Wall: Breccia Antracite 16x40
Floor: NORGESTONE Dark Grey 60x120



Wall: Ocean White Mix 16x40
Floor: EICHE Timber 26x160

Thickness:
9 MM

Colour range

Finishes:
N Naturale



New York Sand

9 MM



New York Red Classic

9 MM



New York Red Brown

9 MM




New York White

9 MM



New York Grey

9 MM



New York Smoke

9 MM

Brickup

Gres a impasto colorato / Full body colour

Thickness: 9 MM Finishes: N Naturale

	Finishes: N Naturale					Recommended Grouts		
	15 □ 1040	15 □ 1035	14 □ 1035	14 □ 1035	06 □ 430	Kerakoll	Mapei	Laticrete
New York Sand	BKP 467	-	-	-	BKP A47	04	111	89
New York Red Classic	BKP 667	-	-	-	BKP A67	06	110	78
New York Red Brown	BKP 567	-	-	-	BKP A57	07	127	60
New York White	BKP 867	-	-	-	BKP A87	05	111	89
New York Grey	BKP 167	-	-	-	BKP A17	07	110	78
New York Smoke	BKP 267	-	-	-	BKP A27	07	127	60
Ocean Travertino Honey	-	BKP 314	-	-	BKP A46	-	-	-
Ocean Travertino Mix	-	BKP 614	-	-	BKP A66	-	-	-
Ocean Travertino Storm	-	BKP 914	-	-	BKP A16	-	-	-
Ocean Beige	-	BKP 414	-	-	BKP A41	-	-	-
Ocean Mix Quarzite	-	BKP 014	-	-	BKP A01	-	-	-
Ocean White Mix	-	BKP 814	-	-	BKP A81	-	-	-
Ocean Grey	-	BKP 114	-	-	BKP A11	-	-	-
Ocean Ardesia	-	BKP 214	-	-	BKP A21	-	-	-
Oldwall Beige	-	-	BKP 464	-	-	07	110	78
Oldwall Multicolor	-	-	BKP 664	-	-	08	127	60
Oldwall Grey	-	-	BKP 164	-	-	08	127	60
Breccia Rock Mix	-	-	-	BKP 640	-	-	-	-
Breccia Grigio	-	-	-	BKP 140	-	-	-	-
Breccia Antracite	-	-	-	BKP 240	-	-	-	-

Imballi e pesi / Packaging and weights / Emballages et poids / Verpackungen und gewichte

	pcs/box	m ² /box	kg/box	box/pallet	m ² /pallet	kg/pallet
Thickness 9 MM						
16x40 New York	15	0,960	16,7	60	57,600	1002
16x40 Ocean	15	0,960	15,7	60	57,600	942
16x40 Breccia	14	0,900	14,8	39	35,100	577
16x42 Oldwall	14	0,940	16,4	60	56,400	984

Dati tecnici / Technical features / Caracteristiques techniques / Technische eigenschappen

SURFACE	DIN EN 16165 annex B	DIN EN 16165 annex A	BCR	ANSI DCOF	Deep Abrasion Resistance	MOHS	Recommended Use	Resistance to Staining	ANSI A 137.1
Naturale	R10	A+B	DRY > 0.40 WET > 0.40	WET ≥ 0.42	< 175 mm ³	≥ 5	4	5	V3



Download catalogue



Info pag.330



Max Thickness 9 mm

Min Thickness 7 mm



Naturale

Thickness:
9 MM

Colour range

Finishes:
N Naturale



Ocean Travertino Honey

9 MM



Ocean Travertino Mix

9 MM



Ocean Travertino Storm

9 MM



Ocean Beige

9 MM



Ocean Mix Quarzite

9 MM




Ocean White Mix

9 MM



Ocean Grey

9 MM



Ocean Ardesia

9 MM

Max Thickness 9 mm
Min Thickness 7 mm

Colour range



Oldwall Beige

9 MM



Oldwall Multicolor

9 MM



Oldwall Grey

9 MM



Breccia Rock Mix

9 MM



Breccia Grigio

9 MM



Breccia Antracite

9 MM

**A ceramic
love story.**

Technical info

Guida alla consultazione Consultation guide	322
Accessori e pezzi speciali 20 MM Accessories and special trims 20 MM	324
Dati tecnici Technical features	328
Manutenzione e avvertenze Maintenance and warning	330
Informazioni importanti sul prodotto Important product information	331
Informazioni ed avvertenze per il consumatore Information and advice for the consumer	332
Informazioni di posa Information schemes	335
Diritti di proprietà intellettuale - industriale Intellectual - industrial property rights	336

Guida alla consultazione

Consultation guide / Guide de consultation / Nachschlaghilfe

① Thickness: 6 MM - 9 MM - 20 MM

② Finishes: Naturale - Spazzolato - Antislip - OutWalk

24/25 BOOK

Colour range

③ Design look

④

⑤ Spessore / Thickness / Epaisseur / Stärke

⑥ Superficie / Finishing / Surface / Oberfläche

⑦ Pezzi speciali / Special pieces / Pièces spéciales / Passende sonder formteile

⑧ Imballi e pesi / Packaging and weights / Emballages et poids / Verpackungen und gewichte

⑨ Dati tecnici / Technical features / Caracteristiques techniques / Technische eigenschaften

⑩ QR Download dati tecnici

⑪ Stucchi consigliati / Recommended grouts / Couleurs des joints conseillées / Empfohlene Fugen Mörtel Farben

24/25 BOOK

Khroma

Gres a impasto colorato / Full body colour
Rettificato / Rectified
UGL - EN 14411 - ISO 13006

⑤

④

⑥ Campione colore / Colour sample / Échantillon couleur / Farbmuster

⑤

④

Guida alla consultazione

Consultation guide / Guide de consultation / Nachschlaghilfe

① Thickness: 6 MM - 9 MM - 20 MM

② Finishes: Naturale - Spazzolato - Antislip - OutWalk

24/25 BOOK

Khroma

Technical features

③ Design look

④

⑤ Spessore / Thickness / Epaisseur / Stärke

⑥ Superficie / Finishing / Surface / Oberfläche

⑦ Pezzi speciali / Special pieces / Pièces spéciales / Passende sonder formteile

⑧ Imballi e pesi / Packaging and weights / Emballages et poids / Verpackungen und gewichte

⑨ Dati tecnici / Technical features / Caracteristiques techniques / Technische eigenschaften

⑩ QR Download dati tecnici

⑪ Stucchi consigliati / Recommended grouts / Couleurs des joints conseillées / Empfohlene Fugen Mörtel Farben

24/25 BOOK

Khroma

Technical features

⑤

④

⑥ Campione colore / Colour sample / Échantillon couleur / Farbmuster

⑤

④

① Spessore / Thickness / Epaisseur / Stärke

② Superficie / Finishing / Surface / Oberfläche

N Naturale

S Spazzolato / L Levigato / B Brossè

A Antislip

O OutWalk

③ Effetto / Look / Effet / Optik

④ Formati e codici articoli / Formati e codici articoli / Formati e codici articoli

02 1090
Arancio = fascia di prezzo inteso al m²
Orange = of the price band per sq. m.
Orange = numero fourchette de prix par m²
Orange = preiszonnummer pro quadratmeter

10 3115
Verde = fascia di prezzo decoro/mosaico venduto al mq
Green = price band for decorative/mosaic tiles sold per m²
Vert = categorie de prix decor/mosaïque vendu au m²
Grün = preisklasse dekor/mosaik pro qm

15 230
Grigio = numero fascia di prezzo inteso al pezzo o alla composizione
Gray = number of the price band per piece or composition
Gris = numero fourchette de prix par piece ou par composition
Grau = preiszonnummer pro stück oder zusammenstellung

⑤ Informazioni / Information / Informations / Informationen



Download catalogue
QR Download Catalogue / Catalogue / Katalog



Prodotto ecologico
Environment-friendly product / Produit écologique
Umweltfreundliches produkt



In/Out Antislip 9 MM



OutWalk 20 MM - 30 MM



OverSize 120x278 - 6 MM
NovaBell PRO

⑥ Campione colore / Colour sample / Échantillon couleur / Farbmuster

⑦ Pezzi speciali 9 MM / Special pieces / Pièces spéciales / Passende sonder formteile

15 230
Pezzi per scatola / Pieces per box / Pièces par boîte / Stück pro karten
Grigio = numero fascia di prezzo inteso al pezzo o alla composizione
Gray = number of the price band per piece or composition
Gris = numero fourchette de prix par piece ou par composition
Grau = preiszonnummer pro stück oder zusammenstellung



QR Download pezzi speciali 20 MM
Special pieces / Pièces spéciales / Passende sonder formteile

Special trims 20 MM

⑧ Imballi e Pesì / Packaging And Weights / Emballages Et Poids / Verpackungen Und Gewichte

⑨ Dati tecnici / Technical features / Caracteristiques techniques / Technische eigenschaften

Aspetto della superficie ANSI A 137.1
Surface aspect / Aspect de la surface / Aussehen der oberfläche

V1	V2	V3	V4
Aspetto uniforme Uniform appearance Aspect uniforme Einheitliches aussehen	Lieve variazione Slight variation Legere variation Geringe abweichung	Moderata variazione Moderate variation Variation moderee Akzentuierte variation	Forte stonalizzazione Substantial variation Effet denuanee tres accentue Akzentuierte variation

⑩ QR Download dati tecnici / Technical features / Caracteristiques techniques / Technische eigenschaften



⑪ Stucchi consigliati / Recommended grouts / Couleurs des joints conseillées / Empfohlene Fugen Mörtel Farben

Simbologia / Symbols / Symboles / Symbole



Utilizzabile a rivestimento e pavimento
Wall and floor application
Utilisation au sol et au mur
als Boden und als Wandfliesen geeignet



Utilizzabile solo a rivestimento
For use in wall coverings only
Pour mur uniquement
Nur für wandbeläge verwendbar



Mosaico su rete
Mosaic on net
Mosaïque sur support
Netzwerklebtes mosaik



DIN EN 16165 annex A / B BCR - DCOF
Resistenza alla scivolosità
Slip resistance
Capacite antiderapante
Rutschfestigkeit

Accessori e pezzi speciali 20MM

Accessories and special trims 20MM / Accessoires et pièce spéciales 20MM / Zubehör und Sonderanfertigungen 20MM

		COLLECTION																														
		Allblack	Artwood	Aspen	Davos	Eiche	Forge	Imperial Venice	Keystone	Khroma	Kingstone	Le Briccole	Lanstone	Lounge	Lumière	Materia	Maxima	My Space	Nordic Wood	Norgestone	Open	Overland	Oxy	Sovereign	Stone Box Blue Stone	Stone Box Dolomia	Stone Box Giava	Stone Box Paved	Stone Box Urbe	Thermae	Time Design	
	Toro Gradino 30x180 01 667		AWD T180	APN T180		ECH T180													NDW T180	NST T180												
	Toro Angolo SX/DX 30x180 1+1 674		AWD TA18	APN TA18		ECH TA18													NDW TA18	NST TA18												
	Toro Gradino 30x120 01 656		AWD T120	APN T120	DVS T120	ECH T120		KYN T120	KRM T120	BRC T120	LST T120	LNG T120					MXM T120		NDW T120	NST T120	OP T120				SBD T120	SBA T120	SBU T120	TRM T120				
	Toro Angolo SX/DX 30x120 1+1 665		AWD TA12	APN TA12	DVS TA12	ECH TA12		KYN TA12	KRM TA12	BRC TA12	LST TA12	LNG TA12					MXM TA12		NDW TA12	NST TA12	OP TA12				SBD TA12	SBA TA12	SBU TA12	TRM TA12				
	Toro Gradino 40x120 01 656		AWD T124			ECH T124													ESP T124	NDW T124											TMG T124	
	Toro Angolo SX/DX 40x120 1+1 665		AWD TA42			ECH TA42													ESP TA42	NDW TA42											TMG TA42	
	Toro Gradino 32x100 01 650			APN T102								LST T102	LNG T102										FRY T102								TRM T102	
	Toro Angolo SX/DX 32x100 1+1 664			APN TA10								LST TA10	LNG TA10										FRY TA10								TRM TA10	
	Toro Gradino 30x90 02 640	ALK T900	APN T900	DVS T900								LST T900	LNG T900	LMR T900						NST T900			SVN T900	SBP T900	SBA T900	SBU T900	TRM T900					
	Toro Angolo SX/DX 30x90 1+1 662	ALK TA90	APN TA90	DVS TA90								LST TA90	LNG TA90	LMR TA90						NST TA90			SVN TA90	SBP TA90	SBA TA90	SBU TA90	TRM TA90					
	Toro Gradino 40x80 02 640					FRG T804							LNG T804							OP T804	OVD T804	FRY T804										
	Toro Angolo SX/DX 40x80 1+1 654					FRG TA80							LNG TA80							OP TA80	OVD TA80	FRY TA80										
	Toro Gradino 30x60 02 518			DVS T600		IMV T600	KYN T600	KRM T600				LST T600	LNG T600	LMR T600	MAT T600									SBP T600	SBG T600	SBA T600	SBU T600					
	Toro Angolo SX/DX 30x60 1+1 627			DVS TA60		IMV TA60	KYN TA60	KRM TA60				LST TA60	LNG TA60	LMR TA60	MAT TA60									SBP TA60	SBG TA60	SBA TA60	SBU TA60					
		3/5 RIGHE ANTIDERAPANT + € 10,00 / PCS																														
	Toro Gradino Smaltato 30x120 01 676		AWD TS120	APN TS120	DVS TS120	ECH TS120		KYN TS120	KRM TS120	BRC TS120	LST TS120	LNG TS120					MXM TS120		NDW TS120	NST TS120	OP TS120				SBD TS120	SBA TS120	SBU TS120	TRM TS120				
	Toro Angolo Smaltato SX/DX 30x120 1+1 680		AWD TSA12	APN TSA12	DVS TSA12	ECH TSA12		KYN TSA12	KRM TSA12	BRC TSA12	LST TSA12	LNG TSA12					MXM TSA12		NDW TSA12	NST TSA12	OP TSA12				SBD TSA12	SBA TSA12	SBU TSA12	TRM TSA12				
	Toro Gradino Smaltato 40x120 01 676		AWD TS124			ECH TS124													ESP TS124	NDW TS124												TMG TS124
	Toro Angolo Smaltato SX/DX 40x120 1+1 680		AWD TSA42			ECH TSA42													ESP TSA42	NDW TSA42												TMG TSA42
	Toro Gradino Smaltato 32x100 01 674			APN TS102								LST TS102	LNG TS102										FRY TS102									TRM TS102
	Toro Angolo Smaltato SX/DX 32x100 1+1 678			APN TSA10								LST TSA10	LNG TSA10										FRY TSA10									TRM TSA10
	Toro Gradino Smaltato 30x90 02 664	ALK TS900	APN TS900	DVS TS900								LST TS900	LNG TS900	LMR TS900						NST TS900			SVN TS900	SBP TS900	SBA TS900	SBU TS900	TRM TS900					
	Toro Angolo Smaltato SX/DX 30x90 1+1 670	ALK TSA90	APN TSA90	DVS TSA90								LST TSA90	LNG TSA90	LMR TSA90						NST TSA90			SVN TSA90	SBP TSA90	SBA TSA90	SBU TSA90	TRM TSA90					
	Toro Gradino Smaltato 40x80 02 664					FRG TS804							LNG TS804							OP TS804	OVD TS804	FRY TS804										
	Toro Angolo Smaltato SX/DX 40x80 1+1 670					FRG TSA80							LNG TSA80							OP TSA80	OVD TSA80	FRY TSA80										
	Toro Gradino Smaltato 30x60 02 632			DVS TS600		IMV TS600	KYN TS600	KRM TS600				LST TS600	LNG TS600	LMR TS600	MAT TS600									SBP TS600	SBG TS600	SBA TS600	SBU TS600					
	Toro Angolo Smaltato SX/DX 30x60 1+1 662			DVS TSA60		IMV TSA60	KYN TSA60	KRM TSA60				LST TSA60	LNG TSA60	LMR TSA60	MAT TSA60									SBP TSA60	SBG TSA60	SBA TSA60	SBU TSA60					

Accessori e pezzi speciali 20MM

Accessories and special trims 20MM / Accessoires et pièce spéciales 20MM / Zubehör und Sonderanfertigungen 20MM

		COLLECTION																															
		Allblack	Artwood	Aspen	Davos	Eiche	Forge	Imperial Venice	Keystone	Khroma	Kingstone	Le Briccole	Lanstone	Lounge	Lumière	Materia	Maxima	My Space	Nordic Wood	Norgestone	Open	Overland	Oxy	Sovereign	Stone Box Blue Stone	Stone Box Dolomia	Stone Box Giava	Stone Box Paved	Stone Box Urbe	Thermae	Time Design		
	Gradino Costa Retta 32x100 01 664			APN R101									LST R101	LNG R101										FRY R101								TRM R101	
	Gradino Costa Retta 40x80 02 645						FRG R81							LNG R81							OP R81	OVD R81	FRY R81										
	Gradino Costa Retta 30x60 02 607				DVS R61			IMV R61	KYN R61	KRM R61			LST R61	LNG R61	LMR R61	MAT R61	MXM R61								SBP R61	SBD R61	SBG R61	SBA R61	SBU R61				
	Angolo Arrotondato Costa Retta 100x100 01 681			APN RA101									LST RA101	LNG RA101										FRY RA101								TRM RA101	
	Angolo Arrotondato Toro 100x100 01 685			APN TA101									LST TA101	LNG TA101									FRY TA101									TRM TA101	
	Angolo Arrotondato Costa Retta 80x80 01 670						FRG RA81							LNG RA81							OP RA81	OVD RA81	FRY RA81										
	Angolo Arrotondato Toro 80x80 01 678						FRG TA81							LNG TA81							OP TA81	OVD TA81	FRY TA81										
	Angolo Arrotondato Costa Retta 60x60 01 664				DVS RA61			IMV RA61	KYN RA61	KRM RA61			LST RA61	LNG RA61	LMR RA61	MAT RA61	MXM RA61								SBP RA61	SBD RA61	SBG RA61	SBA RA61	SBU RA61				
	Angolo Arrotondato Toro 60x60 01 672				DVS TA61			IMV TA61	KYN TA61	KRM TA61			LST TA61	LNG TA61	LMR TA61	MAT TA61	MXM TA61								SBP TA61	SBD TA61	SBG TA61	SBA TA61	SBU TA61				
	Griglia 20x80 02 610						FRG G280							LNG G280							OP G280	OVD G280	FRY G280	SVN G280									
	Griglia 20x60 02 590		AWD G260	APN G260	DVS G260	ECH G260			KYN G260	KRM G260		BRC G260	LST G260	LNG G260			MXM G260	ESP G260	NDW G260	NST G260	OP G260				SBD G260	SBA G260	SBU G260	TRM G260			TMG G260		
	Griglia 20x50 02 590			APN G250									LST G250	LNG G250									FRY G250									TRM G250	
	Griglia 20x45 02 590	ALK G245	APN G245	DVS G245									LST G245	LNG G245	LMR G245					NST G245			SVN G245	SBP G245								TRM G245	
	Griglia 15x60 02 520														LMR G156	MAT G156												SBG G156					
	Griglia Angolo SX/DX 20x80 1+1 625						FRG GA280														OP GA280	OVD GA280	FRY GA280	SVN GA280									
	Griglia Angolo SX/DX 20x60 1+1 610		AWD GA260	APN GA260	DVS GA260	ECH GA260			KYN GA260	KRM GA260		BRC GA260	LST GA260	LNG GA260			MXM GA260	ESP GA260	NDW GA260	NST GA260	OP GA260				SBD GA260	SBA GA260	SBU GA260	TRM GA260			TMG GA260		
	Griglia Angolo SX/DX 20x50 1+1 610			APN GA250									LST GA250	LNG GA250									FRY GA250									TRM GA250	
	Griglia Angolo SX/DX 20x45 1+1																																

Dati tecnici

Technical features / Caracteristiques techniques / Technische Eigenschaften

09315
PORCELAIN
TILE

The international reference standards: ISO - EN

The values of the main technical characteristics measured on our products, compared with international standards, are clearly shown and reproduced on our contractual documents (catalogs, price lists, etc.).
The values given in this document are common to groups of articles or series of our tiles and therefore are to be used as a guide for a first orientation in choosing the product. If required, the specific values for a given product and a determined supply can be provided depending on its intended use, when formally brought to our attention by notice in writing.

Characteristics and Test methods	Requirements EN 14411 ⁽¹⁾ - G/ISO 13006 ⁽²⁾ - G	Our general values
Determination of water absorption - (ISO 10545-3)	Average value $E_w \leq 0,5\%$ / Individual maximum 0,6%	Average value and individual maximum $< 0,5\%$
Classification	Definition § 3.2 and § 3.7	Bl ₀ - Porcelain tiles
Physical properties		
Modulus of rupture - (ISO 10545-4)	Average ≥ 35 N/mm ²	≥ 35 N/mm ²
Breaking strength - (ISO 10545-4)	Average ≥ 1300 N for thickness $\geq 7,5$ mm Average ≥ 700 N for thickness $< 7,5$ mm	Complies
Resistance to deep abrasion - (ISO 10545-6)	Max volume abraded ≤ 175 mm ³	< 175 mm ³
Resistance to surface abrasion - (GL) (ISO 10545-7)	Abrasion class and cycles passed	Class 0 - 5
Recommended use	NovaBell criterion	Class 4 (see Annex N - ISO 13006 / EN 14411)
Coefficient of linear thermal expansion (ISO 10545-8)	Declared value ⁽¹⁾ / Test method available ⁽²⁾	$< 7,1 \times 10^{-6}$ °C ⁻¹
Thermal shock resistance - (ISO 10545-9)	Pass according to EN ISO 10545-1 ⁽¹⁾ / Test method available ⁽²⁾	Complies
Crazing resistance - (ISO 10545-11)	Pass according to EN ISO 10545-1 ⁽¹⁾ / Required ⁽²⁾	Complies
Frost resistance - (ISO 10545-12)	Pass according to EN ISO 10545-1 ⁽¹⁾ / Required ⁽²⁾	Complies
Moisture expansion - (ISO 10545-10)	Declared value ⁽¹⁾ / Test method available ⁽²⁾	$\leq 0,2$ mm/m
Small colour differences (ISO 10545-16)	$\Delta E_{cmc} < 0,75^{(1)}$	If agreed
Impact resistance - (ISO 10545-5)	Declared value ⁽¹⁾ / Test method available ⁽²⁾	COR $> 0,75$
Reaction to fire	Class A1 or A1 _{FL} ⁽¹⁾	A1/A1 _{FL} (Classified Without Testing (CWT) - 96/603 EC)
Mohs hardness scale - (UGL) (ex EN 101 / BS 6431-13)	-	≥ 6
Mohs hardness scale - (GL) (ex EN 101 / BS 6431-13)	-	≥ 5
Chemical properties		
Chemical resistance - (ISO 10545-13): · Resistance to low and high concentrations of acids and alkalis · Resistance to household chemicals and swimming pool salts	Declared value ⁽¹⁾ / Manufacturer is to state classification ⁽²⁾ (GL) Minimum class B	Resistant (see "Maintenance and care" section) A
Resistance to staining - (ISO 10545-14)	Declared value ⁽¹⁾ (UGL) Minimum class 3 (GL)	5 (see "Maintenance and care" section)
Release of dangerous substances - (ISO 10545-15)	Declared value ⁽¹⁾ / Test method available ⁽²⁾	Pb $< 0,1$ / Cd $< 0,01$ mg/dm ²
Dimensions and surface quality		
Dimensions - (ISO 10545-2)	See ANNEX G	Complies
Surface quality - (ISO 10545-2 § 7)	A minimum of 95% of the tiles shall be free from visible defects that would impair the appearance of a major area of tiles	Complies

(1) Requirements according to EN 14411

(2) Requirements according to ISO 13006

Test methods	Requirements and references		Our general values
Determination of anti-slip properties - Workrooms and fields of activities with raised slip danger, walking method - Ramp test (DIN EN 16165 annex B)	BGR / ASR	From R9 to R13	See the specific section
Determination of anti-slip properties. - Wet-loaded barefoot areas - walking method - Ramp test (DIN EN 16165 annex A)	GUV-I 8527	A - B - C	See the specific section
Dynamic Coefficient Friction wet and dry condition (BCR - ex BCRA) - Italy	DM n. 236 / 1989	$\mu > 0,40$	See the specific section
Scrath hardenss of surface according to Mohs	ex BS 6431-13 / ex EN 101		See the specific section

La tabella in italiano con i dati tecnici è scaricabile su www.novabell.itThe English language technical specification for each collection can be downloaded from www.novabell.itLa fiche technique en français peut être téléchargée sur www.novabell.itDie Tabelle in deutscher Sprache kann auf www.novabell.it heruntergeladen werden.

Dati tecnici

Technical features / Caracteristiques techniques / Technische Eigenschaften

09315
PORCELAIN
TILE

North America reference standards: ANSI - ASTM

The values of the main technical characteristics measured on our products, compared with international standards, are clearly shown and reproduced on our contractual documents (catalogs, price lists, etc.).
The values given in this document are common to groups of articles or series of our tiles and therefore are to be used as a guide for a first orientation in choosing the product. If required, the specific values for a given product and a determined supply can be provided depending on its intended use, when formally brought to our attention by notice in writing.

Characteristics and Test methods	Requirements ANSI A 137.1	Our general values
Determination of water absorption - (ASTM C 373)	Average value $E_w \leq 0,5\%$	Average value $\leq 0,5\%$
Physical properties		
Breaking strength - (ASTM C 648)	Average ≥ 250 lbf (1.11 kN)	Complies
Visible Abrasion - (ASTM C 1027) (GL)	As reported	See the specific section
Deep abrasion resistance (ASTM C1243)	≤ 175 mm ³	Complies
Thermal shock resistance - (ASTM C 428)	Pass	Complies
Crazing resistance - (ASTM C 424) (GL)	Pass	Complies
Resistance to freeze/thaw cycling - (ASTM C 1026)	As reported	Resistant
DCOF Resistance - (ANSI A 137.1 Section 9.6)	$\geq 0.42^{(1)}$	DCOF ≥ 0.42
Bond strenght - (ASTM C 482)	≥ 50 psi (0.34 MPa)	> 1 MPa
Color Uniformity - (ASTM C 609 and ANSI A 137.1 section 9.3) ⁽²⁾	V0 - 3 Judds	See the specific section
Chemical properties		
Chemical resistance - (ASTM C 650)	As reported	Resistant
Stain resistance - (ASTM C 1378)	As reported	Resistant
Dimensions - Calibrated tiles		
Dimensions - (ASTM C 499) - (ASTM C 485) - (ASTM C 502)	See ANSI A 137.1 - Tab.10	Complies
Dimensions - Rectified tiles		
Dimensions - (ASTM C 499) - (ASTM C 485) - (ASTM C 502)	See ANSI A 137.1 - Tab.10	Complies

(1) For level interior spaces expected to be walked upon when wet - (2) For V0 tiles only

Il capitolato tecnico in italiano di ogni collezione è scaricabile su www.novabell.itThe English language technical specification for each collection can be downloaded from www.novabell.itSi vous le souhaitez, téléchargez le cahier des spécifications techniques en français pour chaque collection, en allant sur www.novabell.itDas Leistungsverzeichnis jeder Kollektion in deutscher Sprache kann auf www.novabell.it heruntergeladen werden.

Informazioni ed avvertenze per il consumatore

Information and advice for the consumer / Informations et avertissements pour le consommateur / Informationen Und Hinweise Für Den Verbraucher

La fornitura

Quante piastrelle ordinare?

Per rispondere a questa domanda occorre:

- conoscere l’estensione della superficie da rivestire;
- avere già stabilito la tecnica ed il disegno di posa

Tenendo conto che:

• alcune piastrelle dovranno essere tagliate o forate, per cui dobbiamo mettere in conto una certa quantità di scarto. Questo scarto dipende dalle caratteristiche dell’ambiente, in particolare dalla presenza di irregolarità, e dalla tecnica di posa (ad esempio, la posa in diagonale comporta uno scarto maggiore della posa in parallelo);

• è bene conservare, al termine della posa, alcune piastrelle di riserva (per eventuali riparazioni, o anche per disporre di un campione rappresentativo del materiale in caso di contestazione);

conviene ordinare un quantitativo di piastrelle superiore mediamente del 10-15 % rispetto all’estensione della superficie da piastrellare. Il quantitativo và valutato con cura al momento dell’ordine, poiché, nel caso di un ordine successivo, non è detto che il prodotto disponibile sia perfettamente omogeneo con quello fino a quel momento utilizzato.

Come verificare la correttezza della fornitura?

Nell’ordine devono essere precisati tutti i dati di identificazione del prodotto (Ditta produttrice, Denominazione a catalogo, Formato) e la classe di scelta (nonché eventualmente le diverse caratteristiche pattuite).

Classe di scelta: la 1° scelta è definita dalle norme. In particolare, per quanto riguarda i difetti di aspetto, sono ammesse non più di 5 piastrelle difettose ogni cento (vedi norma UNI EN 14411 app. G).

Le scelte diverse dalla prima (2° scelta, 3° scelta, 1° scelta commerciale, resa forno, etc.) sono di qualità inferiore, e possono contenere un numero maggiore di difetti. A questa inferiore qualità corrisponde, ovviamente, un costo inferiore rispetto alla 1° scelta.

I possibili difetti e contestazioni

Se si pensa alla enorme quantità di piastrelle vendute ogni anno , difetti e contestazioni rappresentano un evento abbastanza raro: segno che, nella generalità dei casi, la qualità dei materiali, la correttezza della progettazione, l’accuratezza della posa e la cura nell’uso e nella manutenzione sono tali da assicurare la piena soddisfazione dell’utilizzatore.

Tuttavia, quando qualcosa non va, possono insorgere dei difetti. A volte si tratta di difetti soltanto estetici; in altri casi si possono avere anche difetti che mettono a repentaglio la funzionalità della superficie piastrellata, per cui non si può fare a meno di demolirla e sostituirla (con i costi ed i disagi facilmente immaginabili).

Senza entrare in una dettagliata casistica dei difetti possibili, ci si limita nel seguito ad alcune indicazioni e suggerimenti per l’utilizzatore.

Che cosa dice la “legge”

Il Codice Civile, negli articoli in cui vengono regolati i rapporti contrattuali fra venditore e compratore, stabilisce i termini ed i modi per l’azione (la cosiddetta “azione di garanzia”) che il compratore intraprende nei confronti del venditore, qualora il prodotto – nel caso in esame, le piastrelle – non possieda le qualità promesse o abbia dei difetti. Questa azione di garanzia può essere esercitata solo entro un certo periodo di tempo ed a certe condizioni.

In particolare:

- entro un anno dalla consegna del materiale**

(dopo un anno scade il cosiddetto “termine di prescrizione”),

- purché la denuncia venga fatta entro 8 giorni dalla scoperta del difetto**

(questi 8 giorni rappresentano il cosiddetto “termine di decadenza”).

“C’è un puntino sulla piastrella ... !!!!”

Un qualunque “effetto” è effettivamente un “difetto” – e quindi può o deve essere contestato - **solo in quanto disturbi effettivamente l’aspetto o la funzionalità della superficie_nelle condizioni normali di utilizzo.** Ad esempio, in una pavimentazione, effetti visibili solo da distanza ravvicinata – ad esempio, mettendosi in ginocchio sul pavimento - o addirittura con la lente di ingrandimento, o in condizioni particolarissime di illuminazione, non possono essere considerati e riconosciuti come difetti (vedi Norma UNI EN ISO 10545 part. 2)

“Il pavimento si è rovinato, per cui le piastrelle sono difettose ...!!!!”

Qualunque difetto di una superficie piastrellata appare sempre sulle piastrelle (le piastrelle si rompono, le piastrelle si sollevano, etc.), in quanto esse rappresentano la parte visibile. Ma questo non significa che le piastrelle debbano essere sempre e comunque difettose: non va confuso il “luogo” in cui il difetto si manifesta con la “causa” che l’ha determinato!

Come la qualità di una superficie piastrellata dipende dalla qualità dei materiali , dalla progettazione, dalla posa , dall’uso e manutenzione, allo stesso modo anche i difetti possono essere determinati dall’una o dall’altra di queste cause.

Ad esempio, uno stesso difetto - come il deterioramento precoce della superficie smaltata delle piastrelle di una certa pavimentazione - potrebbe essere causato:

- dalla cattiva qualità delle piastrelle, nel caso in cui queste non possiedano le caratteristiche chimiche e meccaniche superficiali promesse;
- da una scelta sbagliata delle piastrelle, operata senza tener conto dell’ambiente di destinazione: dunque, da un errore di progettazione;

- da una posa eseguita con poca cura – come nel caso in cui il pavimento appena posato sia stato pulito in ritardo, con mezzi forzatamente - troppo aggressivi;
- da una cattiva manutenzione - come ad esempio da operazioni di pulizia eseguite con sostanze chimiche aggressive o con mezzi abrasivi.

Quindi la “diagnosi” dei difetti e in generale complessa, e tutti gli operatori possono essere coinvolti, incluso l’utilizzatore.

Mi hanno venduto delle piastrelle difettose, le ho fatte posare ed ora voglio i danni ... !!!!”

Quando, all’apertura delle confezioni, ci si accorge che le piastrelle sono difettose – in modo evidente, cioè visibile mediante semplice osservazione, fatta con la normale diligenza – non bisogna posarle, ma esercitare subito, prima della posa, l’azione di garanzia nei confronti del venditore (si noti che questa azione decade se la denuncia non viene fatta entro 8 giorni dalla scoperta del difetto). Secondo la raccolta provinciale degli usi, relativi alle piastrelle di ceramica, delle province di Modena e Reggio Emilia, le contestazioni di difetti palesi non hanno efficacia e quindi non sono accettabili se fatte dopo la posa. Non si può non riconoscere l’equità di questa misura, che intende prevenire costi aggiuntivi molto gravi.

La sostituzione delle piastrelle difettose prima della posa comporta solo un modesto ritardo nei lavori, mentre la sostituzione delle piastrelle posate comporta la demolizione della superficie piastrellata, la rimozione e messa a discarica dei rottami, la preparazione di una nuova superficie di posa, e la posa delle piastrelle nuove. I tempi, ma soprattutto i costi ed i disagi sono enormemente aumentati!

“Tribunale o Camera Arbitrale?”

In caso di sopravvenienza di difetti inizialmente non visibili, l’utilizzatore deve rivolgersi immediatamente al venditore e/o al posatore, per chiedere spiegazioni ed eventualmente provvedimenti riparatori del caso. In caso di insoddisfazione o mancato accordo amichevole, l’utilizzatore potrà rivolgersi, per vedere riconosciuti i propri diritti, al tribunale competente, e dovrà per questo munirsi di avvocato e tecnico di fiducia. In questi casi si debbono preventivare tempi di alcuni anni per portare a termine la vertenza. E costi non indifferenti. Tempi e costi decisamente inferiori sono possibili facendo ricorso alla CAMERA ARBITRALE CERAMICA, istituita presso il Centro Ceramico di Bologna. La Camera Arbitrale nomina un tecnico altamente qualificato, il quale esegue le indagini necessarie e nel giro di pochi mesi emette una sentenza. Per utilizzare questa possibilità bisogna tuttavia che le parti in causa (ad esempio, compratore e rivenditore) dichiarino per iscritta la propria volontà di servirsi degli esperti e delle competenze della Camera Arbitrale Ceramica.

tratto da “A proposito di piastrelle”

Manuale promosso da



Associazione Nazionale dei produttori di piastrelle di ceramica e dei materiali refrattari

Making your purchase

How many tiles should you order?

Before you can answer this question you must:

- know the area of the surface to be tiled;

- have decided the laying pattern and method to be used

Bearing in mind that:

- some tiles will have to be cut or holes will have to be made in them, so some waste must be allowed for.

The amount of waste depends on the place where the tiles are to be laid (especially if the area is irregular in shape) and the laying method (e.g., diagonal patterns generate more waste than parallel lines);

- after laying, a few tiles should be kept back for repairs, or to ensure that a

representative sample of the material is available in case of complaints;

on average, it is best to order 10-15% more tiles than will be needed to cover the area you have in mind.

It is important to calculate the quantity correctly when ordering, because if you have to reorder, the tiles available may not be perfectly identical to those you have already used.

How do you check that the tiles delivered are as ordered?

The order must state all the data needed to identify the tiles (producer, catalogue description and size) and the quality grade (and any other characteristics agreed).

Quality grade: the 1st grade quality is set by the relevant standards. With regard to defects in appearance, not more than 5 flawed tiles in every hundred are permitted (see UNI EN 14411 standard, appendix G).

Grades other than first grade (2nd and 3rd grades, commercial grade, end-of-lot batches, etc.) are of lower quality and a higher proportion of defects is permitted. Naturally, these lower quality grades cost less than the 1st grade.

Possible defects and complaints

If we consider the huge quantity of tiles sold every year, defects and complaints are quite rare, indicating that in most cases the quality of the tiles, design and laying standards, and tile maintenance procedures, are sufficient to ensure the user’s complete satisfaction.

However, when something goes wrong defects may occur. Sometimes, the defects are in appearance only, but in other cases the faults may affect the functional properties of the tiled surface, so the only alternative is to demolish and replace it (with costs and inconvenience it is easy to imagine).

We will not provide a detailed description of the possible defects here, but below are some guidelines and suggestions for the user.

What the “law” says

The articles of the Italian Civil Code which govern the contract relationship between vendor and purchaser set the terms and procedures for the proceedings (so-called “warranty proceedings”) which the purchaser sets in motion against the vendor if the

Informazioni ed avvertenze per il consumatore

Information and advice for the consumer / Informations et avertissements pour le consommateur / Informationen Und Hinweise Für Den Verbraucher

products - in our case, the tiles - fail to met the promised quality standards or are defective. These warranty proceedings can only be brought within a specific period of time and on specific conditions.

In particular:

- within one year after delivery of the material**

(after one year, the purchaser’s rights are “proscribed”).

- provided the formal complaint is made within 8 days after the defect is discovered** (these 8 days are the “period of grace”).

“There’s a spot on the tile ... !!!!”

Any “effect” is actually a “defect” - and therefore can or should be the grounds for a complaint - **only if it actually diminishes the surface’s appearance or functionality in normal conditions of use.**

For example, in floor tiles, effects which are only visible close up – for example, if you kneel on the floor – or even with a magnifying glass, or in very special lighting conditions, cannot be considered and acknowledged as defects (see UNI EN ISO 10545 Standard, part. 2)

“The floor is damaged so the tiles must be defective ...!!!!”

Any defect in a tiled surface always appears on the tiles (the tiles are broken, are coming off the floor, etc.) since they are the visible part of the floor.

But this does not mean that the tiles inevitably have to be defective: it is important not to confuse the “place” where the defect becomes noticeable with the “cause” which brought it about!

Since the quality of a tiled surface depends on the quality of the materials, the design and laying standards, the type of use and the level of maintenance, defects may also derive from one or other of these causes.

For example, the same defect – such as premature deterioration of the glazed surface of the tiles on a given floor – might be caused:

- by poor tile quality, if the tiles do not have the chemical and mechanical surface properties promised;

- by the wrong choice of tiles, with failure to consider the environment in which they were to be used: therefore, an error in design;

- negligence in the laying process – such as when the freshly-laid floor has been cleaned too late, using over-aggressive means;

- poor maintenance procedures – such as cleaning with aggressive chemicals or abrasive substances.

So “diagnosing” defects is generally a complex process, and all those concerned may be involved, including the user.

They sold me defective tiles, I had them laid and now I want compensation ... !!!!”

When you notice, as soon as the packs are opened, that the tiles are defective – obviously so, meaning the faults are visible to a normal check with the naked eye - do not lay them.

Bring warranty proceedings against the vendor at once, before the tiles

are laid (remember that you forfeit your rights if the complaint is not made within 8 days after the defect is discovered). Under the standard practice with regard to ceramic tiles adopted in the provinces of Modena and Reggio Emilia (the Italian ceramic tile production district) complaints concerning obvious defects are null and void if they are made after the tiles have been laid.

Everyone must acknowledge the fairness of this approach, which is intended to prevent very high additional costs.

Replacing defective tiles before they are laid only involves some small delay in doing the job, but removing laid tiles requires the demolition of the tiled surface, the removal and disposal of the rubble, the preparation of a new laying surface and laying of the new tiles. The times are much longer, and above all the costs and inconvenience are immensely greater!

“Law Court or Court of Arbitration?”

If defects initially not visible persist, the user must contact the vendor and/or the tile layer immediately to request explanations and arrange for any repair operations.

If he is still dissatisfied or no agreement is reached, the user may turn to the competent law court to enforce his rights, and to do this he will have to employ a lawyer and a technical expert. In such cases, it will probably take several years to settle the dispute. And the costs are considerable. Significant amounts of time and money can be saved by turning to the “CAMERA ARBITRALE CERAMICA” (CERAMICS COURT OF ARBITRATION), at the Bologna “Centro Ceramico” (Ceramics Centre). The Court of Arbitration appoints a highly skilled technical expert who makes the necessary investigations, and issues a sentence within a few months. However, before this option can be adopted all the parties involved (such as the purchaser and the dealer) must state in writing that they wish to use the services of the experts and expertise of the Ceramics Court of Arbitration.

taken from “A proposito di piastrelle” [“About Tiles”]

Manual promoted by



National Association of Producers of Ceramic Tiles and Refractory Materials

La fourniture

Combien de carreaux commander ?

Pour répondre à cette question, il faut:

- connaître l’étendue de la surface à carrelar;

- avoir déjà établi la technique et le plan de pose.

En tenant compte :

- que des carreaux devront être coupés ou percés, il y aura une certaine quantité de chutes.

Ces chutes dépendent des caractéristiques de la pièce, en particulier de la présence d’irrégularités et de la technique de pose (par exemple, il y a plus de déchets pour la pose en diagonale que pour la pose en parallèle);

- qu’il vaut mieux conserver, à la fin de la pose, quelques carreaux en réserve (pour d’éventuelles réparations, ou pour avoir un échantillon du matériau en cas de contestation);

il convient de commander une quantité de carreaux supérieure en moyenne de 10-15 % par rapport à l’étendue de la surface à carrelar.

La quantité doit être évaluée avec soin au moment de la commande car, dans le cas d’une commande successive, le produit disponible pourrait ne plus être exactement pareil que celui utilisé jusque-là.

Comment contrôler la fourniture ?

Dans la commande, toutes les données d’identification du produit doivent être précisées (fabricant, dénomination du catalogue, format) ainsi que la classe de qualité (éventuellement les différentes caractéristiques convenues).

Classe de qualité: le 1^{er} choix est défini par les normes.

En particulier, pour ce qui concerne les défauts d’aspect, elles admettent un maximum de 5 carreaux défectueux sur 100 (voir norme UNI EN 14411 app. G).

Les autres qualités (2^e choix, 3^e choix, 1^{er} choix commercial, choix unique de carreaux dénuancés, etc.) sont considérés de qualité inférieure et peuvent présenter un plus grands nombres de défauts. Cette qualité inférieure est bien entendu d’un prix moins élevé que le 1^{er} choix.

Les défauts possibles et les contestations

Si l’on pense à l’énorme quantité de carreaux vendus chaque année, on constate que les défauts et les contestations sont assez rares: dans la plupart des cas, la qualité des matériaux, la conception correcte, la pose, l’usage et l’entretien soignés sont étudiés pour donner entière satisfaction à l’utilisateur.

Toutefois, si quelque chose ne va pas, des défauts peuvent apparaître. Parfois ce sont des défauts seulement esthétiques, dans d’autres cas ce sont des défauts qui compromettent la fonctionnalité du carrelage et on ne peut pas faire autrement que de le démolir et le remplacer (avec des coûts et des désagréments que l’on peut facilement imaginer).

Sans entrer dans les détails des défauts possibles, nous nous limiterons à donner quelques indications et quelques conseils à l’utilisateur.

Que dit la “loi”

Le Code Civil, dans les articles dans lesquels sont réglementés les rapports contractuels entre vendeur et acheteur, établit les délais et les modes pour l’action (“action en garantie”) que l’acheteur entreprend contre le vendeur, si le produit – dans notre cas, les carreaux – ne possède pas les qualités promises ou a des défauts. Cette action en garantie doit être intentée dans une certaine période de temps ou à certaines conditions.

En particulier :

- dans l’année qui suit la livraison du matériel**

(ce délai passé, le “délai de prescription” expire),

- à condition que la dénonciation soit faite dans les 8 jours de la découverte du défaut** (ces 8 jours représentent le “délai de forclusion”).

“Il y a un petit point sur le carreau ... !!!!”

Un “effet” quelconque est considéré comme un “défaut” – et peut ou doit donc être contesté - **seulement s’il change l’aspect ou la fonctionnalité de la surface, dans les conditions normales d’utilisation.**

Pour un carrelage, des effets qui ne sont visibles qu’à une distance rapprochée – par exemple en s’agenouillant sur le carrelage – ou qu’avec une loupe, ou avec un éclairage particulier, ne peuvent pas être considérés et reconnus comme des défauts (voir la norme UNI EN ISO 10545 p. 2)

“Le carrelage est abîmé, par conséquent les carreaux sont défectueux ...!!!!”

N’importe quel défaut d’une surface carrelée apparaît toujours sur les carreaux (les carreaux se cassent, se soulèvent, etc.), car ils représentent la partie visible. Mais cela ne veut pas dire que les carreaux doivent toujours être défectueux: il ne faut pas confondre le “ lieu “ où le défaut se manifeste et la “ cause “ du défaut!

Comme la qualité d’une surface carrelée dépend de la qualité des matériaux, du projet, de la pose, de l’utilisation et de l’entretien, les défauts aussi peuvent être provoqués par l’une ou l’autre de ces causes.

Par exemple, un même défaut – comme la détérioration précoce de la surface émaillée des carreaux d’un certain carrelage – pourrait être causé par :

- la mauvaise qualité des carreaux, s’ils n’ont pas les caractéristiques chimiques et mécaniques superficielles promises ;
- un mauvais choix des carreaux, fait sans tenir compte de la pièce de destination : donc erreur de conception ;

- une pose peu soignée – comme par exemple si le carrelage qui vient d’être posé est nettoyé en retard, avec des moyens trop agressifs ;
- un mauvais entretien - comme par exemple si le nettoyage a été effectué avec des substances chimiques agressives ou des moyens abrasifs.

On peut voir que le “ diagnostic “ des défauts est plutôt complexe, et tous les opérateurs peuvent être impliqués, y compris l’utilisateur.

“On m’a vendu des carreaux défectueux, je les ai fait poser et maintenant je prétends un dédommagement ... !!!!”

Si, à l’ouverture des emballages, on s’aperçoit que les carreaux sont défectueux – de façon évidente, c’est-à-dire par simple observation faite normalement – il ne faut pas les poser, mais exercer immédiatement, avant la pose, l’action en garantie envers le vendeur (attention : la dénonciation doit être faite dans les 8 jours de la découverte du défaut sous peine de déchéance de l’action en garantie).

Informazioni ed avvertenze per il consumatore

Information and advice for the consumer / Informations et avertissements pour le consommateur / Informationen Und Hinweise Für Den Verbraucher

Selon le recueil des usages relatifs aux carreaux de céramique, des provinces de Modène et de Reggio Emilia, les contestations de défauts évidents ne sont pas acceptables si elles sont faites après la pose. On ne peut que reconnaître l'équité de cette mesure, dont le but est d'éviter des coûts supplémentaires prohibitifs. Le remplacement des carreaux défectueux avant la pose entraîne seulement un petit retard des travaux, tandis que le remplacement des carreaux posés entraîne la démolition du carrelage, l'enlèvement et la mise à la décharge des gravats, la préparation d'une nouvelle surface de pose et la pose de nouveaux carreaux d'où inconvénients, temps plus longs, mais surtout importante augmentation des coûts!

“Tribunal ou Chambre arbitrale?”

Si des défauts initialement non visibles surviennent , l'utilisateur doit s'adresser immédiatement au vendeur et/ou au carreleur, pour demander des explications et éventuellement des mesures réparatrices. Si l'utilisateur n'est pas satisfait ou s'il n'y a pas eu d'accord à l'amiable, il pourra s'adresser au tribunal compétent pour faire valoir ses droits. Pour cela il devra choisir un avocat et un technicien de confiance. Dans ces cas il faut compter plusieurs années pour régler ce différend, avec des frais considérables. Des délais et des coûts inférieurs sont possibles en recourant à la “ CAMERA ARBITRALE CERAMICA “ (CHAMBRE ARBITRALE CÉRAMIQUE), auprès du “ Centro Ceramico “ (Centre Céramique) de Bologne. La Chambre Arbitrale nomme un technicien hautement qualifié qui fait les enquêtes nécessaires et, au bout de quelques mois, rend un arrêt. Pour utiliser cette possibilité, les parties en cause (par exemple, acheteur et revendeur) doivent déclarer par écrit leur volonté de faire appel à des experts et aux compétences de la Chambre Arbitrale Céramique.

Extrait de “ A proposito di piastrelle “ (“À propos de carreaux “)
Notice rédigée par



Association Nationale des producteurs de carreaux de céramique et des matériaux réfractaire



DOWNLOAD FR

Die Lieferung

Wie viele Fliesen bestellen?

Um diese Frage zu beantworten muss man:

- die Größe der zu belegenden Oberfläche kennen;
- bereits die Technik und das Verlegemuster bestimmt haben.

Dabei ist Folgendes zu beachten:

- einige Fliesen müssen geschnitten oder gebohrt werden, weshalb eine bestimmte Verschnittmenge erforderlich ist. Diese hängt von den Eigenschaften des Raums, vor allem von seinen baulichen Ungleichmäßigkeiten, und von der Verlegetechnik ab (z. B. erfordert eine Diagonalverlegung einen größeren Verschnitt als eine Parallelverlegung);
- man tut gut daran, nach dem Verlegen einige Fliesen zur Reserve aufzubewahren (für eventuell erforderliche Ausbesserungen oder um Materialmuster zur Verfügung zu haben im Falle einer Reklamation);
- **es ist sinnvoll, eine im Durchschnitt um 10-15 % größere Fliesenmenge zu bestellen, als für die Belegung der vorgesehenen Fläche notwendig ist.** Die Bestellmenge ist mit Sorgfalt einzuschätzen, denn bei Nachbestellungen ist es nicht immer der Fall, dass das Produkt genau mit dem bisher verwendeten übereinstimmt.

Wie prüft man die Korrektheit der Lieferung?

Bei Bestellung müssen alle kennzeichnenden Angaben des Produkts (Herstellerrfirma, Bezeichnung im Katalog, Format) sowie die Qualitätsklasse (und auch eventuell andere vereinbarte Eigenschaften) angegeben werden.

Qualitätsklasse: Die 1. Wahl ist durch die Normvorgaben bestimmt. Insbesondere was die optischen Mängel betrifft, sind nicht mehr als 5 defekte Fliesen pro hundert Stück zulässig (siehe Norm UNI EN 14411 Anhang G).

Andere Qualitätsformen als die erste (2. Wahl, 3. Wahl, Handelsübliche Sortierung, Ofensortierung, usw.) sind von niedrigerem Niveau und können eine größere Anzahl an Mängeln aufweisen.

Dieser geringeren Qualitätsstufe entspricht selbstverständlich ein geringerer Preis im Vergleich zur 1. Wahl.

Die möglichen Mängel und Beanstandungen

Wenn man sich die enorme Menge der jährlich verkauften Fliesen bewusst macht, stellen Mängel und Beanstandungen ein ziemlich seltenes Ereignis dar. Ein Zeichen dafür, dass in den meisten Fällen die Qualität der Materialien, die Korrektheit der Planung, die Präzision der Verlegung und die Sorgfalt bei Umgang und Pflege die volle Zufriedenstellung des Kunden gewährleisten.

Wenn etwas nicht stimmt, können jedoch Mängel auftreten. Manchmal handelt es sich nur um ästhetische Defekte. In anderen Fällen sind es auch Fehler, die die Funktionalität der gefliesten Fläche beeinträchtigen, weshalb man gezwungen ist, die Fliesen herauszureißen und durch neue zu ersetzen (mit unglaublichen Kosten und Unannehmlichkeiten verbunden). Ohne näher auf die einzelnen Fälle möglicher Defekte einzugehen, beschränken wir uns im Folgenden auf einige Hinweise und Empfehlungen für den Verbraucher.

Was das „Gesetz“ sagt

Der Codice Civile (it. Zivilgesetzbuch) bestimmt in den Paragraphen, in denen die Vertragsbeziehungen zwischen Verkäufer und Käufer geregelt werden, die Fristen und Modalitäten für die Klage (die so genannte „Gewährleistungsklage“), die der Käufer gegenüber dem Verkäufer erheben kann, wenn das Produkt - in unserem Fall die Fliesen - nicht die zugesagten Qualitäten besitzt oder Mängel aufweist.

Diese Gewährleistungsklage kann nur innerhalb einer bestimmten Frist und zu bestimmten Konditionen erhoben werden.

Im Einzelnen:

- **innerhalb von einem Jahr ab Materiallieferung** (nach einem Jahr tritt die so genannte “Verjährungsfrist” in Kraft),
- **vorausgesetzt, dass die Beschwerde innerhalb von 8 Tagen ab Feststellung des Defekts eingereicht wird** (diese 8 Tage stellen die so genannte “Verwirkungsfrist” dar).

„Es ist ein Pünktchen auf der Fliese ...!“

Ein “Effekt” gleich welcher Art ist effektiv ein “Defekt” und kann oder darf nur dann beanstandet werden, **wenn er tatsächlich das Bild oder die Funktionalität der Fläche unter normalen Anwendungsbedingungen stört.** Beispielsweise können in einem Boden Effekte, die nur aus unmittelbarer Nähe (wenn man sich auf den Boden kniet oder mit der Lupe herangeht) oder unter besonderen Lichtbedingungen sichtbar sind, nicht als Defekte anerkannt werden (siehe Norm UNI EN ISO 10545 Teil 2)

„Der Boden ist ruiniert; der Grund dafür ist, dass die Fliesen defekt sind ...!“

Defekte einer gefliesten Fläche machen sich immer auf den Fliesen bemerkbar (sie brechen, stehen auf, usw.), da sie den sichtbaren Teil darstellen. Dies bedeutet jedoch nicht, dass die Fliesen immer fehlerhaft sein müssen. Man darf nicht den “Ort“, an dem der Defekt auftritt mit der “Ursache“, die ihm zugrunde liegt, verwechseln! So wie die Qualität einer gefliesten Fläche von der Qualität der Materialien, von der Planung, Verlegung, der Strapazierung und Pflege abhängt, so können auch die Defekte durch den einen oder anderen dieser Faktoren bedingt sein.

Zum Beispiel kann ein und derselbe Defekt - wie die frühzeitige Abnutzung der glasierten Oberfläche von Fliesen eines bestimmten Bodenbelags - folgende Ursachen haben:

- schlechte Qualität der Fliesen, falls diese nicht die zugesagten chemischen und mechanischen Oberflächenmerkmale besitzen;
- falsche Wahl der Fliesen, wenn die Art des Bestimmungsrums nicht berücksichtigt wurde, also ein Planungsfehler;
- unsorgfältige Verlegung, wenn beispielsweise der frisch verlegte Boden verspätet und mit zu aggressiven Mitteln gewaltsam gereinigt wird;
- schlechte Pflege, wenn die Reinigung mit aggressiven chemischen Produkten oder abrasiven Mitteln erfolgt.

Die “Diagnose” der Mängel ist deshalb in der Regel komplex und alle Beteiligten, einschließlich des Kunden, können Schuld daran tragen.

„Man hat mir defekte Fliesen verkauft, ich habe sie verlegen lassen, und jetzt will ich die Schäden ersetzt haben ...!“

Wenn man beim Öffnen der Verpackungen merkt, dass die Fliesen defekt sind - also bei einfacher Betrachtung mit normaler Sorgfalt deutlich sichtbare Mängel aufweisen - darf man sie nicht verlegen, sondern sollte immer sofort eine Gewährleistungsklage gegenüber dem Verkäufer erheben (es sei darauf hingewiesen, dass kein Anspruch auf diese Klage besteht, wenn die Beschwerde nicht innerhalb von 8 Tagen ab Feststellung des Fehlers eingereicht wird). Gemäß der Provinzsammlung über den Gebrauch von Keramikfliesen in den Provinzen Modena und Reggio Emilia haben die Reklamationen offensichtlicher Defekte keine Wirksamkeit und werden deshalb nicht anerkannt, wenn sie nach dem Verlegen vorgebracht werden.

Man kann nicht umhin, die Angemessenheit dieser Maßnahme anzuerkennen, die sehr hohe zusätzliche Kosten vermeiden will. Das Ersetzen fehlerhafter Fliesen vor dem Verlegen bringt lediglich einen geringen Arbeitsaufschub mit sich, während das Ersetzen verlegter Fliesen das Herausreißen der gefliesten Fläche, die Abführung des Schutts in eine Mülldeponie, die Vorbehandlung einer neuen Verlegefläche und das Verlegen neuer Fliesen erfordert. Die Zeitvergeudung und vor allem der Aufwand an Kosten und Unannehmlichkeiten ist unvergleichlich höher!

“Gericht oder Schiedskammer?”

Im Falle eines Auftretens von anfangs nicht sichtbaren Defekten muss sich der Kunde sofort an den Händler und/oder den Verleger wenden, um Erklärungen und eventuell die für den Fall erforderlichen Maßnahmen zur Behebung zu erfahren. Kommt es zu keiner Zufriedenstellung oder gütlichen Einigung, kann sich der Verbraucher zur Wahrung seiner Rechte an das zuständige Gericht wenden. Er muss sich dazu von einem Vertrauensanwalt und einen verlässlichen Sachverständigen unterstützen lassen. In diesen Fällen sollte man kalkulieren, dass Jahre vergehen können, bevor der Rechtsstreit beendet ist. Die dabei entstehenden Kosten sind nicht unerheblich. Ein entschieden geringerer Zeit- und Kostenaufwand erfordert eine Beschwerdeeinlegung bei der CAMERA ARBITRALE CERAMICA (Schiedskammer für Keramik) im Centro Ceramico (Keramikzentrum) von Bologna. Die Schiedskammer ernennt einen hochqualifizierten Sachverständigen, der die erforderlichen Ermittlungen anstellt, und innerhalb von wenigen Monaten ergeht der Schiedsspruch. Um diese Möglichkeit zu nutzen, müssen jedoch die beteiligten Parteien (z. B. Käufer und Händler) schriftlich ihre Absicht kundtun, sich den Sachverständigen und der Kompetenz der Camera Arbitrale Ceramica anzuvertrauen.

Auszug aus “A proposito di piastrelle” (Apropos Fliesen)
Handbuch auf Empfehlung von



(Italienischer Verband der Hersteller von Keramikfliesen und feuerfesten Materialien)



DOWNLOAD DE

Informazioni di posa

Information schemes / Informations de calpinage / Indormationen Legebeispiele

Tutti i prodotti di questo Catalogo sono altamente greificati. Per questo, l'abituale immersione in acqua che solitamente precede la posa, non è necessaria. Può essere comunque eseguita in modo rapido per togliere dal retro delle piastrelle lo strato di polvere che potrebbe pregiudicarne una corretta adesione.

Se la superficie di posa è ampia debbono essere predisposti giunti di dilatazione distanziati di circa 4 metri l'uno dall'altro.

Subito dopo la posa è necessario pulire con cura il pavimento usando particolare attenzione quando la stuccatura dei giunti è colorata.


Per procedere alla pulizia il pavimento deve essere innanzitutto bagnato con abbondante acqua pulita; il successivo uso di soluzioni acide, come l'acido muriatico, deve essere effettuato con concentrazioni non superiori

al 5% e si raccomanda l'impiego di occhiali e guanti protettivi. Se lo sporco è molto persistente, può essere necessario toglierlo in modo manuale.

È importante effettuare le operazioni di pulizia senza interruzioni, lavando con acqua abbondante e asciugando quindi con cura tutto il pavimento.

Consigli di posa:

Nella posa a pavimento del materiale rettificato si consiglia una fuga minima di 2 mm. Nella posa a pavimento del materiale non rettificato si consiglia una fuga minima di 3 mm. Nella posa del materiale a rivestimento rettificato si raccomanda di seguire il verso della freccia posta sul retro della piastrella.



All the products in this catalogue are highly sintered. Therefore, the usual dipping in water that normally precedes the laying is not necessary. It can anyway be carried out very quickly to remove from the tile back the layer of dust that could jeopardize a correct adhesion.

If the laying surface is wide, spaced expansion joints must be arranged at a distance of about 4 meters.

Immediately after the laying, clean carefully the floor, paying attention when the joint grouting is coloured.

To clean the floor, first wet it abundantly with clean water; the later utilization of acid solutions, such as muriatic acid, must be made with concentrations not higher than 5%, and it is recommended to use goggles and protective gloves.If the dirt is very persistent, it can be necessary to remove it manually.

It is important to carry out the cleaning continuously, washing with abundant water and drying carefully the whole floor.

Installation advice:

We recommend joints of at least 2 mm when installing edge-ground floor tiles. We recommend joints of at least 3 mm when installing non-edge ground floor tiles.

When installing edge ground wall tiles we recommend using the arrows on the back of the tiles as a guide.

Tous produits illustrés dans ce catalogue présentent un haut degré de synthérisation. C'est pour cela que le plongement dans l'eau, qui précède généralement la pose, n'est pas nécessaire. Ce traitement peut toutefois être rapidement exécuté pour éliminer la couche de poussière sur la partie arrière des carreaux pouvant compromettre la bonne adhérence de ceux-ci.

Si la surface de pose est assez vaste, il faut prévoir des joints de dilatation intercalés entre eux d'environ 4 mètres.

Immédiatement après la pose, il faut nettoyer avec soin le carrelage, tout en prêtant un soin particulier si le masticage des joints est coloré.


Pour nettoyer le carrelage, il faut d'abord le mouiller avec beaucoup d'eau propre ; ensuite, les solutions acides éventuelles, comme l'acide muriatique, doivent être utilisées dans des concentrations pas supérieures à 5%. L'emploi de lunettes et de gants de protection est conseillé. Si la saleté est très persistante, l'élimination manuelle de celle-ci peut se rendre nécessaire. Il est important d'exécuter les opérations de nettoyage sans arrêts, tout en rinçant abondamment le carrelage à l'eau et en le torchonnant avec soin.

Conseils de pose:

Pour la pose au sol de carreaux rectifiés, il est recommandé de réaliser des joints de 2 mm minimum.

Pour la pose au sol de carreaux non rectifiés, il est recommandé de réaliser des joints de 3 mm minimum.

Pour la pose au mur de carreaux rectifiés, il est recommandé de respecter le sens de la flèche présente au dos du carreau.



Alle Produkte aus diesem Katalog sind hochgesintert. Aus diesem Grunde ist das normalerweise erforderliche Eintauchen der Platten in Wasser vor dem Legen überflüssig. Ein kurzes Abspülen des sich evtl. auf der Plattenunterseite festgesetzten Staubes könnte sich für eine korrekte Haftung von Nutzen erweisen.

Sind die mit Fliesen auszukleidenden Flächen groß, so sind in einem Abstand von jeweils 4 m Dehnungsfugen vorzusehen.

Gleich nach dem Legen muß man den Fußboden sofort reinigen; besondere Vorsicht sei geboten, wenn ein eingefärbter Fugenstück verwendet wurde.

Für die Reinigung muß der Fußboden als erstes mit einer ausreichend bemessenen Menge sauberen Wassers benetzt werden. Setzt man danach eine säurehaltige Lösung, wie z.B. Salzsäure ein, so darf die Konzentration nicht über 5% liegen. Bei diesem Vorgang immer Schutzbrille und -handschuhe tragen.

Handelt es sich um sehr hartnäckigen Schmutz, so könnte auch ein Entfernen von Hand erforderlich sein. Wichtig ist es beim Reinigen immer, daß man die Arbeit nicht unterbricht, mit reichlich Wasser wäscht und danach die gesamte Bodenfläche trocknet.

Verlegungstipps:

Beim verlegen von scharfkantigem material auf dem boden solte eine mindestfuge von 2 mm vorgesehen werden.

Beim verlegen von nicht scharfkantigem material auf dem boden solte eine mindestfuge von 3 mm vorgesehen werden.

Beim verlegen von scharfkantigem material für die wandverkleidung muss die auf der fliesenrückseite ersichtliche pfeilrichtung eingehalten werden.



DOWNLOAD DE

Diritti di proprietà intellettuale-industriale

Intellectual-industrial property rights / Droits de propriété intellectuelle et industrielle / Rechte Geistigen-gewerblichen Eigentums

DIRITTI DI PROPRIETÀ INTELLETTUALE/INDUSTRIALE – DIVIETI – RESPONSABILITÀ

CATALOGO: Tutti i diritti di proprietà intellettuale del presente catalogo e dei suoi contenuti sono di Novabell S.p.A. Ceramiche Italiane®, sono riservati per tutti i Paesi e tutelati dalle leggi vigenti.

WEB: www.novabell.it, www.novabell.eu, www.novabell.com sono domini registrati di Novabell S.p.A. Ceramiche Italiane®.

La traduzione, la riproduzione, la memorizzazione elettronica e l'adattamento totale o parziale, con qualsiasi mezzo e/o tecnica (compresi microfilm e copie fotostatiche), del catalogo e del sito web e dei i relativi contenuti comporta la violazione dei diritti di copyright di Novabell S.p.A. Ceramiche Italiane®.

I prodotti raffigurati nelle immagini del catalogo e del sito web sono protetti secondo la normativa vigente in materia di proprietà industriale e intellettuale.

È assolutamente proibita a chiunque la trasposizione di immagini di prodotti e ambientazioni, informazioni e dati contenuti nel catalogo e nel sito web di Novabell S.p.A. Ceramiche Italiane® verso qualsiasi altro strumento cartaceo e/o elettronico (es. cataloghi e siti web altrui), in assenza di specifica autorizzazione scritta da parte della medesima.

Le violazioni saranno perseguite a termini di legge.

Sebbene Novabell S.p.A. Ceramiche Italiane® faccia il possibile per garantire che le informazioni contenute nel catalogo e nel sito web siano corrette, non ne garantisce la completezza o precisione, né si impegna a garantire che il materiale, le informazioni e i dati esposti nel catalogo e nel sito web siano sempre aggiornati.

Novabell S.p.A. Ceramiche Italiane® non sarà ritenuta responsabile, nei confronti di alcuno, di perdite o danni diretti, indiretti o conseguenti, derivanti dalla suddetta clausola di esclusione della responsabilità, siano essi derivanti da inadempimento, contratto o altro, compresi, senza alcuna limitazione, perdite di profitto, contratti, attività, avviamento commerciale, dati, uso dei dati, reddito, entrate o risparmi presunti.

DROITS DE PROPRIÉTÉ INTELLECTUELLE ET INDUSTRIELLE - INTERDICTIONS - RESPONSABILITÉS

CATALOGUE : Tous les droits de propriété intellectuelle relatifs à ce catalogue et à ses contenus sont la propriété de NovaBell S.p.A. Ceramiche Italiane®. Ils sont réservés pour tous les pays et protégés par les lois en vigueur.

WEB : www.novabell.it, www.novabell.eu, www.novabell.com sont des domaines enregistrés par NovaBell S.p.A. Ceramiche Italiane®.

La traduction, la reproduction, l'enregistrement électronique et l'adaptation en tout ou partie, par quelque moyen et/ou technique (y compris microfilms et photocopies), du catalogue, du site Web et de leurs contenus, impliquent la violation des droits d'auteur de NovaBell S.p.A. Ceramiche Italiane®.

Les produits représentés dans le catalogue et sur le site Web sont protégés par les normes en vigueur en matière de propriété intellectuelle et industrielle.

Il est formellement interdit à quiconque de transposer les images des produits et ambiances, les informations ou les données figurant dans le catalogue et sur le site Web de NovaBell S.p.A. Ceramiche Italiane®, sur un support papier et/ou électronique quelconque (ex. catalogues et sites Web tiers), sauf autorisation écrite spécifique de la part de NovaBell S.p.A. Ceramiche Italiane®.

Toute violation est punie par la loi.

Même si la société NovaBell S.p.A. Ceramiche Italiane® fait tout son possible pour garantir l'exactitude des informations contenues dans le catalogue et sur le site Web, elle ne garantit pas leur exhaustivité ni leur précision, ni ne s'engage à assurer en permanence la mise à jour du matériel, des informations ou des données figurant dans le catalogue et sur le site Web.

La société NovaBell S.p.A. Ceramiche Italiane® ne peut être tenue pour responsable, envers quiconque, de toutes pertes ou de tous dommages directs, indirects ou consécutifs, aux termes de ladite clause de non-responsabilité, que ces pertes ou dommages découlent d'une inexécution, du contrat ou autres, incluant, sans limitation, les pertes de profits, de clientèle, d'activités, de valeur client, de données, d'utilisation des données, de revenu, de recettes ou d'économies présumées.

INTELLECTUAL/INDUSTRIAL PROPERTY RIGHTS - PROHIBITIONS - RESPONSIBILITIES

CATALOGUE: All intellectual property rights to this catalogue and its contents belong to NovaBell S.p.A. Ceramiche Italiane® and are reserved for all countries and protected by the relevant legislation.

WEB: www.novabell.it, www.novabell.eu, www.novabell.com are registered domains of NovaBell S.p.A. Ceramiche Italiane®.

The translation, reproduction, electronic storage or total or partial adaptation of the catalogue, the website and their contents, by any means and/or technique (including microfilm and photocopying) constitutes a breach of the copyright held by NovaBell S.p.A. Ceramiche Italiane®.

The products shown in the illustrations in the catalogue and on the website are protected under legislation governing industrial and intellectual property rights.

The transposition of product illustrations and renderings, information and data from the catalogue and website of NovaBell S.p.A. Ceramiche Italiane® onto any other paper and/or electronic media (e.g. catalogues and websites of other parties), by anyone, is absolutely forbidden unless specifically authorised by the said NovaBell in writing.

All breaches of this prohibition will result in prosecution.

Although NovaBell S.p.A. Ceramiche Italiane® does everything in its power to ensure the accuracy of the information in the catalogue and on the website, it does not guarantee that it is complete or correct, or that the material, information and data contained in the catalogue and website are up to date.

NovaBell S.p.A. Ceramiche Italiane® shall not be considered liable, in relation to anyone, for direct or indirect loss or damage arising from the above disclaimer, whether relating to default, contracts or other grounds, including, without any limitation, loss of earnings, contracts, business, goodwill, data, use of data, income, revenues or estimated savings.

RECHTE GEISTIGEN/GEWERBLICHEN EIGENTUMS – VERBOTE – HAFTBARKEIT

KATALOG: Alle Rechte geistigen Eigentums für den vorliegenden Katalog und seinen Inhalt liegen bei NovaBell S.p.A. Ceramiche Italiane®. Die Rechte sind für alle Länder vorbehalten und von den geltenden Gesetzen geschützt.

INTERNET: www.novabell.it, www.novabell.eu, www.novabell.com sind registrierte Domains von NovaBell S.p.A. Ceramiche Italiane®.

Die Übersetzung, Vervielfältigung, elektronische Speicherung und vollständige oder teilweise Adaptierung des Katalogs und der Website und des dazugehörigen Inhalts mit einem beliebigen Mittel und/oder einer beliebigen Technik (einschließlich Mikrofilm und Fotokopien) stellt eine Verletzung der Urheberrechte von NovaBell S.p.A. Ceramiche Italiane® dar.

Die in den Bildern des Katalogs und der Website dargestellten Produkte sind gemäß den geltenden Gesetzen für geistiges und gewerbliches Eigentum geschützt.

Die Übertragung von Produkt- und Lifestylebildern, Informationen und Daten aus dem Katalog und der Website von NovaBell S.p.A. Ceramiche Italiane® auf ein beliebiges anderes elektronisches Medium und/oder Printmedium (z.B. Kataloge und Websites Anderer) ohne spezifische schriftliche Genehmigung von NovaBell S.p.A. Ceramiche Italiane® ist verboten.

Zu widerhandlungen werden rechtlich verfolgt.

Wenngleich NovaBell S.p.A. Ceramiche Italiane® weitestgehend darum bemüht ist, korrekte Informationen im Katalog und auf der Website zu gewährleisten, wird weder für ihre Vollständigkeit und Genauigkeit noch für den aktuellen Stand der Materialien, Informationen und Daten garantiert, die im Katalog und auf der Website enthalten sind. NovaBell S.p.A. Ceramiche Italiane® ist gegenüber niemandem haftbar für direkte, indirekte oder als Folge entstehende Verluste oder Schäden aufgrund von Nichterfüllung, Vertrag oder Sonstigem, einschließlich und unbeschränkt sämtlichen entgangenen mutmaßlichen Gewinnen, Verträgen, Tätigkeiten, Geschäftsanläufen, Daten, Datennutzungen, Erträgen, Einkünften oder Ersparnissen.



NovaBell
CERAMICHE

NOVABELL SpA CERAMICHE ITALIANE
Società con socio unico
via Molino, 1 - 42014 Roteglia (RE), Italia
T +39 0536 86 11 11
info@novabell.it - www.novabell.it



NovaBell
CERAMICHE